

Family Flag Craft

Materials

1. Sheet of white paper
2. Construction paper
3. Coloured markers
4. Scissors
5. Glue or tape
6. Straw or skewer



Directions

1. Discuss as a family the colours and symbols you think represent you best. Take a look at our reference sheet for common colour and symbol meanings or create your own!
2. Create and colour – cut pieces of construction paper to make symbols or bands of colour. Use markers to colour in or draw what represents you.
3. Place your flag on the flag pole (straw or skewer).
4. Work together to write out what the colours and symbols mean.
5. Display your family flag proudly.

Tip: If your child is working on public speaking or presentation skills at school, have them present the artwork to the family at dinnertime or virtually to a friend or family member









Flag Colour and Symbol Reference Sheet

Colours

- Red: stands for power, strength, or revolution
- Orange: represents courage and sacrifice
- Yellow/Gold: viewed as energy, the sun and happiness
- Green: often related to agricultural influence or nature and the environment
- Black: used to represent determination, sophistication or ethnic heritage
- Blue: signifies liberation, wisdom, and good fortune
- White: seen as a symbol of peace and harmony

DID YOU KNOW: In the past purple was a difficult dye to create so it was not used in flag. It is now associated with royalty and luxury.

Symbols

	Star "unity" or "excellence"		Cat "longevity"
	Rose "love" or "passion"		Sun "warmth" or "happiness"
	Flower "hope" or "joy"		Plant or Leaf "growth" or "nature"
	Dog "faithful" or "loyal"		Dragon "defender" or "courage"

References

<https://bangordailynews.com/2016/07/01/living/flag-symbolism-explained-in-5-infographics/>
<https://www.allstarflags.com/facts/color-meanings-in-flags/>