

2025 Public Art Street Banners

Call to Artists

Submission Deadline: February 17, 2025

Artist Fee: \$3,500

**Fabrication & installation costs covered by the City*

The City of Surrey is inviting design proposals for the 2025 Public Art Street Banners.

Every year, the Public Art Program commissions artwork to be displayed on approximately 100 street poles near significant cultural destinations in Surrey. These artist-designed street banners add colour and vibrancy to streets throughout the City.

The artwork should enhance the urban landscape and add vitality to Surrey's streets and sidewalks.

Who is eligible?

- This artist call is open to all BC based artists.

What projects will be considered?

- Artwork must be the original work of the artist.
- The proposal can be a newly created image or a past work.
- Designs must conform to the technical specifications outlined below.
- The design should consider the limitations of the material.

Selection Process

- Proposals will be shortlisted by a selection panel consisting of community members and art professionals.
- At least one panel member will have artistic expertise and cultural knowledge.
- The selection panel will recommend the final artwork for presentation to the Advisory Committee for Public Art.

Schedule

KEY DATES	
February 17, 2025	Submission Deadline
Late February	Selection Panel
March	Final Approval
April to May	Finalize Artwork Design
May 2025	Banner Production and Installation

Compensation

- The artist fee for this project is \$3,500.
- Fabrication and installation costs are covered by the City.

How to Apply

Please submit your application to public art staff at:

Email: publicart@surrey.ca

Subject line: 2025 Street Banners – (Your Name)

Deadline for application is February 17, 2025.

Your application should contain the following information:

- **Contact Details:** Name, address, email and phone number
- **Concept Sketch:** Artwork design for the banner
 - need not be the final artwork
- **Bio & Artist Statement:** A brief introduction to who you are and what your artwork is about. (1 page max)
- **Package:** Combine all items into a single PDF document (10mb max)

Administrative Notes




- The City respects the intellectual property rights of the artist.
- The artist will retain ownership rights over the image.
- The artist will grant the City a license to use their final design to fabricate and exhibit the image, as well as for promotion and documentation purposes.
- The City reserves the right to not implement the project should circumstances change.


Site/Technical Notes:

- Banners are located throughout the City, including prominent thoroughfares, natural areas, athletic parks, and cultural corridors.
- Designs must be composed for the two banner formats (rectangular and tapered).
- Please see design templates below for exact dimensions and restrictions.
- Banners are installed in pairs.
- Banner designs will be equally visible on both sides through ink saturation of the fabric.
- The designs should be appropriate for viewing from a distance and for short durations from a moving vehicle.
- Small details and complicated designs are not considered effective.
- The City can provide technical assistance to ensure the design is properly prepared for printing.

RECTANGULAR BANNER

32 x 82"

-  Print Size (WxH): 32.5"x92"
-  Finished Size (WxH): 30.5"x82"
-  Live Copy Safety (WxH): 28.5"x74"



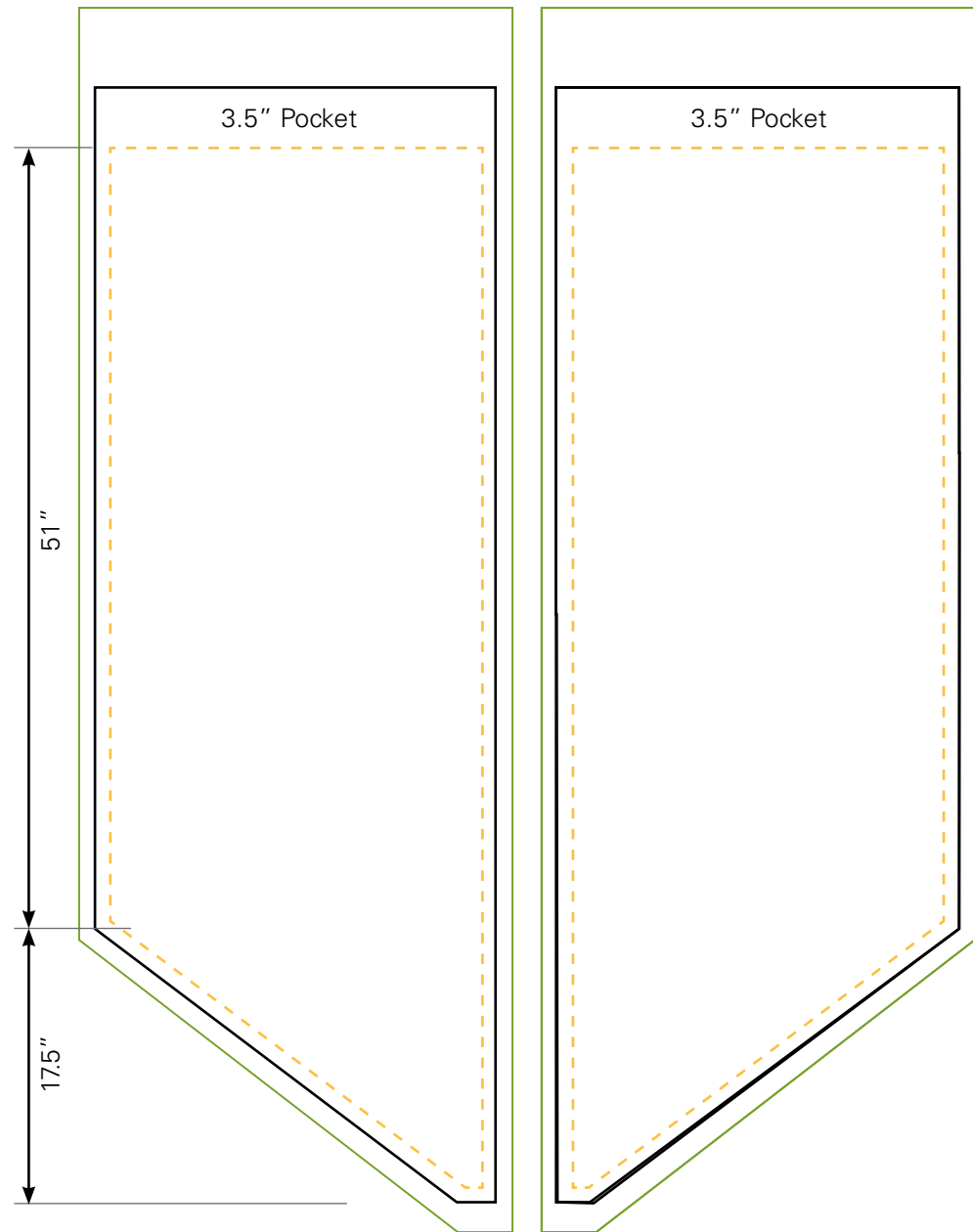
Due to variances in the banner material during printing and assembly, please do not align your graphics exactly on the Finished Size Line (**black**). Please bring your graphics inside this line or bleed over towards the Print Size Line (**green**).

*Templates are not shown at 100%.

ANGLED BANNER

26 x 72"

- Print Size (WxH): 32.5"x92"
- Finished Size (WxH): 30.5"x82"
- - - Live Copy Safety (WxH): 28.5"x74"



Due to variances in the banner material during printing and assembly, please do not align your graphics exactly on the Finished Size Line (**black**). Please bring your graphics inside this line or bleed over towards the Print Size Line (**green**).

*Templates are not shown at 100%.