

I CAN Go to Museum of Surrey



MUSEUM OF SURREY

Museum of Surrey is a lot of fun to visit.



There are different galleries to visit and lots of things to see.

MUSEUM OF SURREY

I will enter through the front door on 56A Avenue.

A staff member will greet me outside.



I might have to wait a few minutes for my turn.

CHECK IN

The front door will lead me into a big foyer.



When I arrive, I will check in with staff at the reception desk.

CLEAN HANDS

I can keep my hands clean by using the museum's hand sanitizers.



If I can't find hand sanitizer, I can ask a staff member.

STAFF MEMBERS

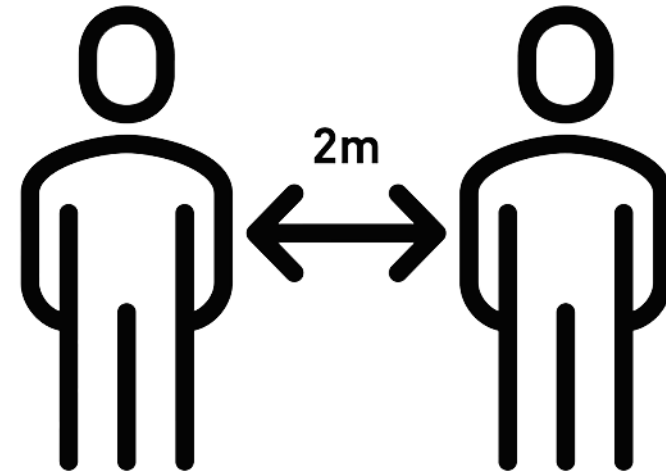
Museum of Surrey staff members can help me if I have questions.

They wear name tags and have special clothing that says “Museum of Surrey.”

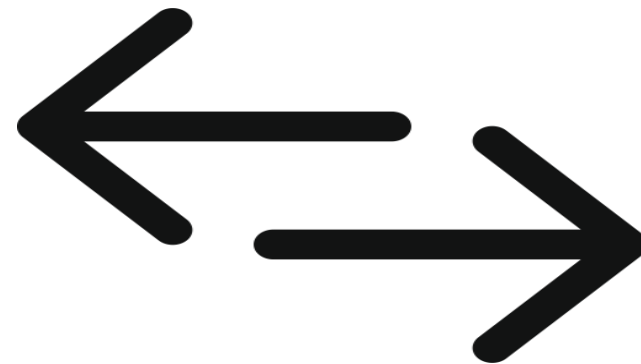


SOCIAL DISTANCING

I need to remember to keep a distance between me and strangers.



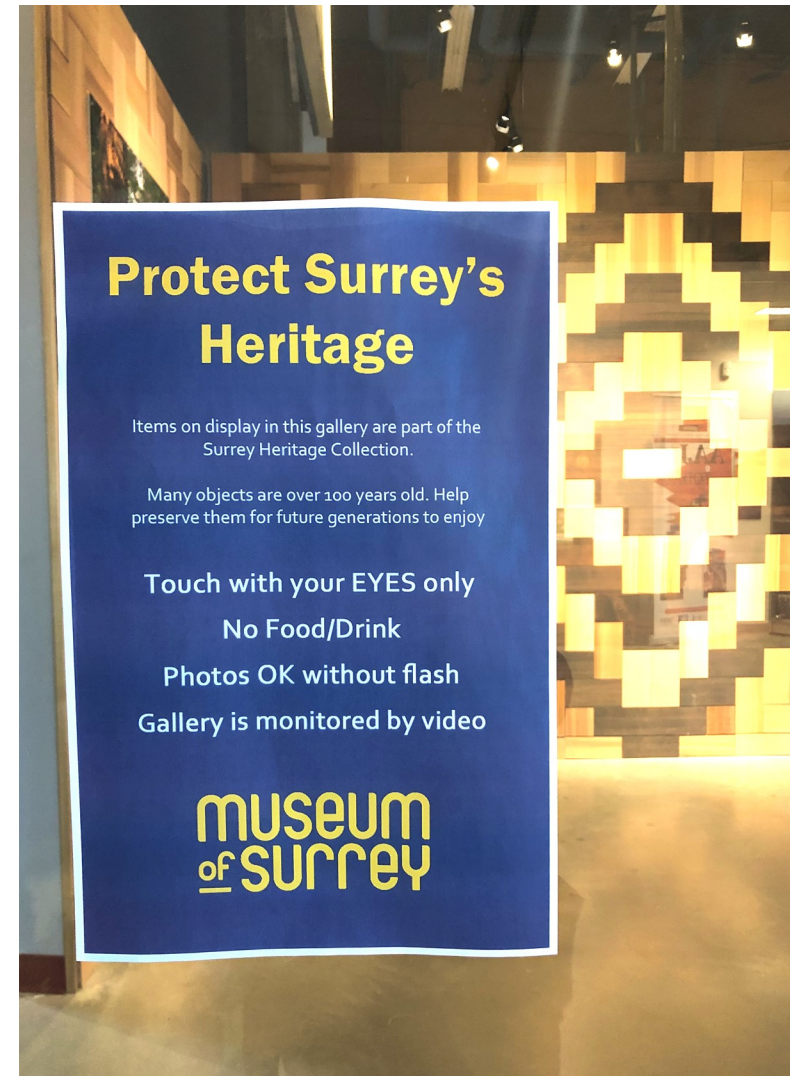
There will be arrows on the ground showing me which way to go.



FOLLOW THE RULES

When I am at Museum of Surrey,
I need to follow some rules:

- ✓ Keep hands off things in the displays
- ✓ Use a quiet voice
- ✓ Stay with my parent or guardian
- ✓ Make sure to walk
- ✓ Listen to Museum of Surrey staff
- ✓ Watch for signs that tell me the rules



REST

If I get tired, there are lots of grey benches and chairs where I can sit and take a rest.



FIRST FLOOR

FIRST FLOOR

There are lots of things to see and do on the first floor!

Textile Demonstrations – turn to **page 12**

Feature Gallery – turn to **page 13**

Photo Mural Wall – turn to **page 14**

Craft Pick Up – turn to **page 15**

TEXTILE DEMONSTRATIONS

Sometimes there is a person showing everyone how textiles are made.

I can say hello and watch them do their work.



FEATURE GALLERY



The Feature Gallery has new exhibits three times a year, so I can come back and see what's new.

There might be an exhibit on the arctic, a textile exhibit, an earthquake exhibit, or something else!

PHOTO MURAL WALL

The Photo Mural Wall has thousands of pictures of people that live in Surrey.
If I look closely, I can see all their faces.



If I walk farther away from the wall, I will see it is a big photograph of a river.

CRAFT PICK UP

I will be able to take a craft package home for free in the program room.



I might need to wait a few minutes for my turn.

SECOND FLOOR

SECOND FLOOR

Getting to the second floor of the museum is easy!

I can use the stairs or take the elevator.

If I take the elevator, I might have to wait. Only one family is allowed to go at a time.



SECOND FLOOR

There are many more things to see on the second floor.

Indigenous Hall – turn to **page 19**

Surrey Stories Gallery – turn to **page 20**

Textile Studio – turn to **page 22**

INDIGENOUS HALL

This space tells the story of the Indigenous people who live in Surrey.

There are photographs, artwork and very old objects I can look at.



SURREY STORIES GALLERY

The Surrey Stories Gallery has lots of old objects in it.



The glass barriers and stanchions are there to remind me not to touch or climb.

SURREY STORIES GALLERY

There are lots of cool things to see in the Surrey Stories Gallery.



I will see old cars, firefighter equipment, farming tools, musical instruments, and much more.

TEXTILE STUDIO

The Textile Studio has very delicate looms that are used for weaving fabric.

The Textile Studio will be closed but I can look inside.



LEAVING MUSEUM OF SURREY

HOME TIME

It is time to go home. I will leave through a different door than I came in from.



I can always come back and visit because admission is free.

SAFETY



When I leave, I should watch out for cars in the parking lot.

I need to make sure to stay with my parent or guardian to be safe.

THANK YOU



Thank you for visiting Museum of Surrey. See you next time!