

ACCESSIBLE PLACE DIVERSITY QUALITY
RECREATION HEALTH VIABILITY
WATER JOURNEY WALK PLAY PARK
DOGS PUBLIC SOCIAL JOG LAYER
NEIGHBOURHOOD MOVEMENT
PLACE URBAN PROGRAM FUN
MAINTENANCE RUN PERMEABILITY
LINK SOCIAL ECOLOGY LIVE LAYER
RUN NATURE SENSORY SURREY
INPUT AGILITY DOGS ACCESS
EXPERIENTIAL CURIOSITY SAFETY
FETCH PUPPY EXERCISE PLAY
PARK UNLEASHED FAMILY ACTIVITY
CONNECTIVITY PLAY RUN CHAS

City of Surrey 2012 - 2021
Dog Off Leash Area Strategy





TABLE OF CONTENTS

1.0 INTRODUCTION	3	4.0 OPERATE	93
1.1 EXECUTIVE SUMMARY	4	4.1 MAINTENANCE	94
1.2 SUSTAINABILITY CHARTER	21	4.2 WASTE MANAGEMENT	95
		4.3 COMMUNITY ENGAGEMENT	100
2.0 PLAN	23	4.4 PRIVATELY-RUN DOG PARKS	102
2.1 RATIONALE FOR OFF LEASH AREAS	25	4.5 OFF LEASH AREA CODE OF CONDUCT	103
2.2 LEARNING FROM SURREY'S EXISTING OFF LEASH AREAS	26	4.6 ENFORCEMENT + SELF-POLICING	104
2.3 QUALITIES OF SUCCESSFUL DOG PARKS	30	4.6 MONITORING + ASSESSMENT	106
2.4 HEALTH, SAFETY AND THE ENVIRONMENT	32	4.7 BEST MANAGEMENT PRACTICES FOR SURREY OFF LEASH AREAS	108
2.5 USE OF HYDRO RIGHT OF WAYS	37	4.8 SUGGESTED PILOT PROJECTS: OFF-SITE COMPOSTING OF DOG WASTE + ANAEROBIC DIGESTION	110
2.6 LOCATION AND PROVISION GUIDELINE PRECEDENTS	39		
2.7 PROVISION + LOCATION GUIDELINES	40	5.0 RESOURCES	113
2.8 RECOMMENDED LOCATIONS FOR SURREY OFF LEASH AREAS	42	5.1 REFERENCES	114
		5.2 MUNICIPALITIES WITH DOG PARK PLANS	116
3.0 DESIGN	49		
3.1 OFF LEASH AREA AMENITIES	50	6.0 APPENDICES	119
3.2 SPACE ALLOCATION	52	APPENDIX 1.0: STAFF WORKSHOP	121
3.3 SURFACE MATERIALS	54	APPENDIX 2.0: STAKEHOLDER WORKSHOP	141
3.4 EDGE CONDITIONS	58	APPENDIX 3.0: PHONE SURVEY	155
3.5 DESIGN GUIDELINES FOR CITY OF SURREY OFF LEASH AREAS	60	APPENDIX 4.0: ONLINE SURVEY	179
3.6 OFF LEASH AREA DESIGN CONCEPTS	64	APPENDIX 5.0: OPEN HOUSE SERIES 1	185
3.7 SUGGESTED PILOT PROJECT: REPURPOSING ARTIFICIAL TURF	91	APPENDIX 6.0: OPEN HOUSE SERIES 2	211

**ABOUT ONE-THIRD OF ALL SURREY
DOG OWNERS VISIT A DESIGNATED OFF
LEASH AREA IN SURREY EACH WEEK.
10% VISIT THESE AREAS EVERY DAY.**

SOURCE: MUSTEL GROUP PHONE SURVEY, 2011



1.0 INTRODUCTION

1.1 EXECUTIVE SUMMARY

1.2 SURREY SUSTAINABILITY CHARTER



27% OF SURREY
RESIDENTS
CURRENTLY OWN
A DOG

SOURCE: MUSTEL GROUP PHONE SURVEY, 2011

Photo source: flickr CC user Trey Guinn

1.1 EXECUTIVE SUMMARY

BACKGROUND

The City of Surrey currently has seven dog off leash areas at the following parks: Blackie Spit Park, Clayton Park, Dogwood Park, Freedom Park, Kennedy Park, Serpentine Park and Tannery Road Park (see map on page 17). Several of these parks were developed based on the recommendations of the 2001 Dog Off Leash Master Plan, which was developed under the direction of the Parks, Recreation and Culture Department.

Many of the challenges addressed in the 2001 Master Plan remain relevant today: integrating off leash sites with existing parks, minimizing environmental impact, designing parks to be durable and usable year-round, identifying opportunities to make use of under-used park space, providing effective maintenance and management, and balancing the roles and responsibilities of dog owners with municipal resources.

The Parks, Recreation and Culture Department engaged space2place design inc. to develop a new Off Leash Dog Area Strategy to guide the development of new parks over 2011 to 2021. This will ensure the city off leash areas are planned, designed and operated in a strategic and sustainable manner.

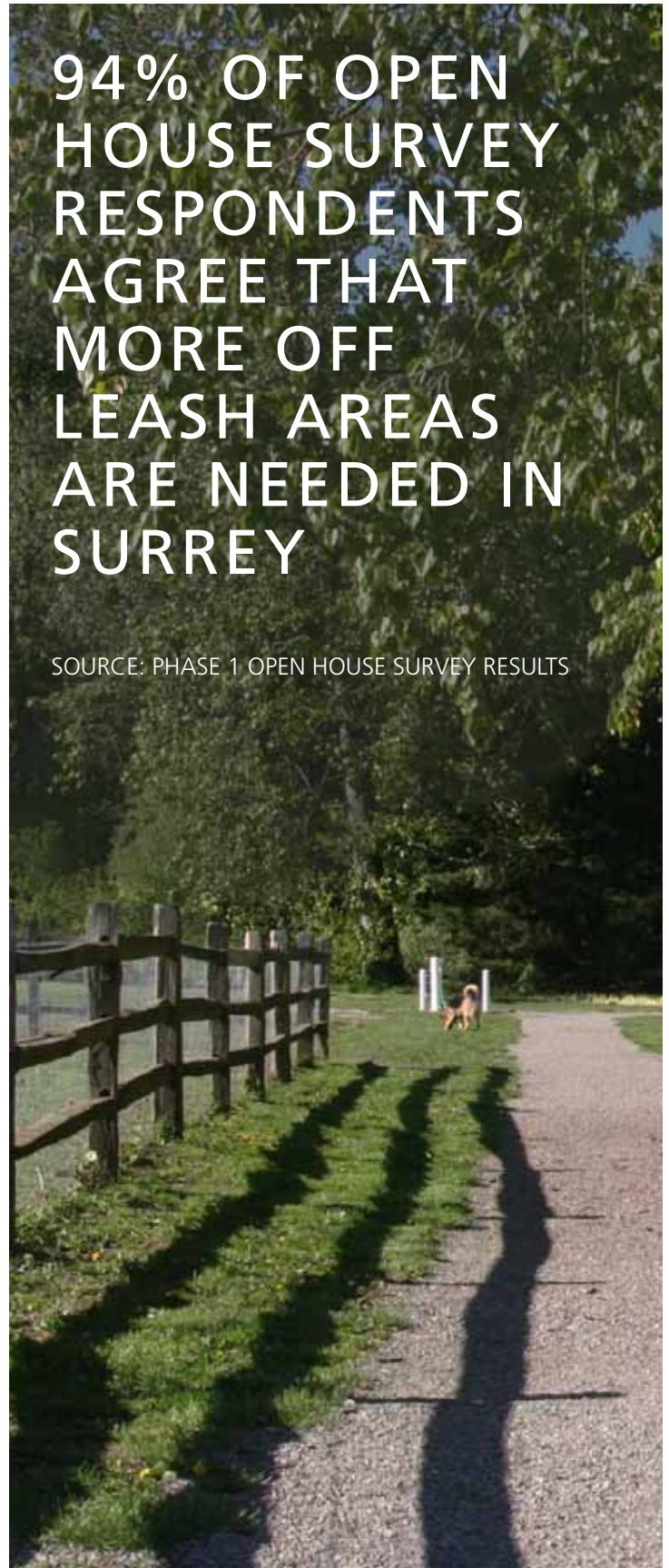
PURPOSE OF THIS STRATEGY

The 2011 Dog Off Leash Area Strategy will serve as a decision-making tool to guide the planning, design, and operations of off leash areas in the City of Surrey. The Strategy is intended to accomplish the following:

- Documents precedents for successful dog off leash areas
- Documents public input on potential future locations for dog off leash areas
- Documents public input on issues related to the planning, design and operations of dog off leash areas
- Identifies opportunities to reflect the aims of Surrey's Sustainability Charter (Section 1.2)
- Identifies strategies to minimize the environmental impact of dog off leash areas (Section 2.4)
- Recommends provision and location guidelines to inform selection of new off leash areas (Section 2.7)
- Recommends off leash area amenities, including opportunities to create parks that are fun for dogs and people (Section 3.1)
- Recommends design guidelines for new dog off leash areas (Section 3.5)
- Recommends seven sites for new dog off leash areas in Surrey (Section 3.6)
- Identifies opportunities for park stewardship by dog owners (Section 4.3)
- Identifies operational challenges and subsequent best management practices (Section 4.7)

94% OF OPEN HOUSE SURVEY RESPONDENTS AGREE THAT MORE OFF LEASH AREAS ARE NEEDED IN SURREY

SOURCE: PHASE 1 OPEN HOUSE SURVEY RESULTS



PROCESS

During the production of this strategy the consultant team undertook a detailed literature review, international precedent research, and numerous public consultation events. This combination of research methods has resulted in valuable information about the planning, design and operations of dog off leash areas.

OPEN HOUSES + WORKSHOPS

Public input was key to the development of this Dog Off Leash Area Strategy. The consultant team, together with City staff, facilitated the following events and surveys to provide members of the community with opportunities to share their insights and opinions:

- April 2011: Staff Workshop with parks planning and operations staff. 7 Staff members attended.
- May 2011: Six Open House events, conducted in each Town Centre. 101 community members attended and 104 survey responses were returned.
- May – June 2011: Phone Survey.* 1200 respondents.
- May – June 2011: Online Survey available to the public. 147 respondents.
- July 2011: Stakeholder Workshop. 11 community members attended.
- September 2011: Three Open House events. 83 community members attended and an equal number of survey responses were returned.

HIGHLIGHTS OF PUBLIC INPUT

Phone survey* results revealed that 27% of Surrey residents own dogs, and city staff estimate there to be approximately 110,000 dogs in Surrey. Forty-one percent of respondents believe there is a need for additional dog off leash areas; a good proportion of these respondents were non dog owners, indicating there is general support for off leash areas among the general population. At the same time an equal number (41% of respondents) feel there is no need for additional off leash areas.

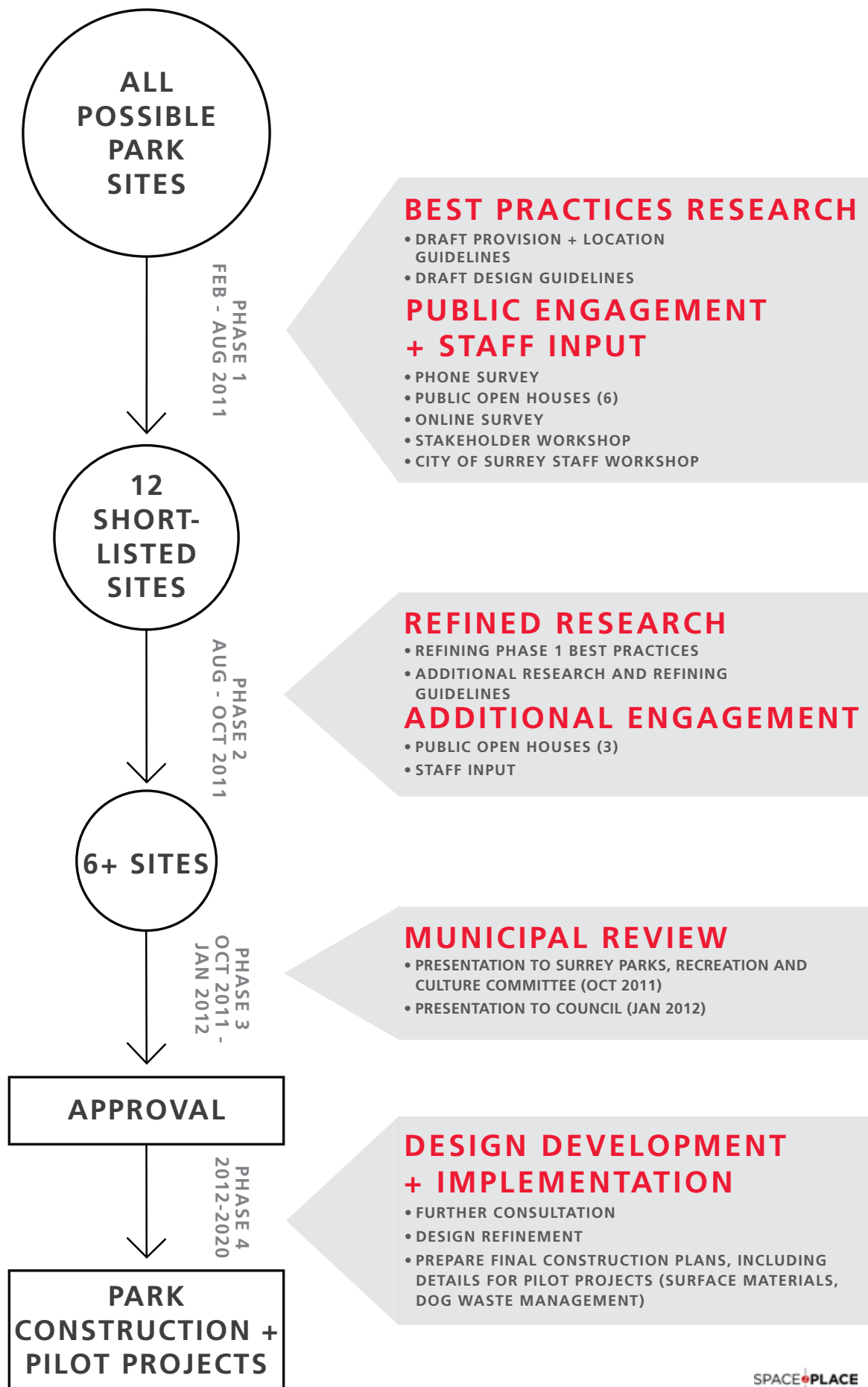
Nearly all participants who completed surveys online or at the open houses were dog owners, and thus these surveys are useful for understanding the preferences of dog owners in Surrey. Results from these surveys indicate clear support for additional dog off leash areas: 86% of online survey respondents and 92% of open house survey respondents desire additional dog off leash areas. Thirty percent of dog owners currently use Surrey's off leash areas on a weekly basis.

People are generally satisfied with the current level of enforcement of off leash dogs in Surrey, and few people experience conflicts with unofficial off-leash activity in Surrey parks. Few people believe that off leash areas have negative impacts on the environment or otherwise. Of the off leash dog conflicts reported, the most common complaints relate to dog waste management and safety concerns (i.e. afraid of dogs off leash in public parks).

Appendices 1.0 through 4.0 provide detailed summaries of the Open House events, Workshops, and Surveys.

*Results from the public phone survey are considered to be a statistically significant representation of Surrey residents as a whole (statistically significant +/-2.8% at the 95% level of confidence), and thus provide a legitimate representation of public opinion.

FUTURE OFF LEASH AREAS: SITE SELECTION AND DEVELOPMENT PROCESS



SUMMARY OF FINDINGS: PLANNING

From a planning perspective, dog off leash areas need to be thoughtfully located, sized, and serviced to reduce potential impacts on existing or adjacent land uses. In particular, careful siting and design should be used to reduce potential conflicts with residential neighbourhoods, schools, playgrounds, sports fields, and environmentally-sensitive areas.

Off leash areas should ideally be 0.5 hectares or larger in area (1 or more acres) and should be located away from sensitive adjacencies, while still meeting good access and safety needs. Siting off leash areas in under-utilized areas can help activate those sites and discourage potential criminal activity.

Locating dog off leash areas should reflect the aims of Surrey's Sustainability Charter, ensuring good park distribution, accessible design, protection of natural areas and water resources, and promotion of social connections in neighbourhoods. Most of the public and environmental health concerns associated with off leash areas can be addressed by ensuring proper waste management and adherence to off leash area rules. The City of Surrey's Ecosystem Management Study (2011) should be used to help inform site selection so as to minimize ecological impacts.

The City may consider working with private groups to facilitate privately-run dog parks, provided that such areas do not undermine the delivery of publicly-accessible dog parks as proposed in this strategy.

PROVISION + LOCATION GUIDELINES

DISTRIBUTION

- The intent for dog off leash areas is to distribute facilities across Surrey's six town centres.
- The long-term goal is that dog off leash areas will be accessible to the majority of the population via safe walking routes.

LOCATION

- The site selection process for new dog off leash areas will be informed by public consultation.
- Demonstration of local community involvement and/or support will help inform the site selection process for new dog off leash areas.
- Demographics (including population density and dog licensing statistics) will help inform the site selection process for new dog off leash areas.
- Dog off leash areas will be located so as to minimize potential environmental impact. Environmentally sensitive areas including wetlands, riparian areas and old field habitat will be avoided. Surrey's Ecosystem Management Study (2011) will help inform the valuation of environmentally sensitive lands.
- Dog off leash areas will be sited to minimize potential impacts to aquatic ecosystems. Best management practices will be implemented to minimize the risk of surface water and groundwater contamination.
- Existing soil conditions will help inform the site selection process for new dog off leash areas. Soils that are poorly-drained or potentially toxic will be avoided.
- The anticipated expense of park development will help inform the site selection process for new off leash areas. Sites where dog off leash areas can be developed at a lower cost are preferable.
- Dog off leash areas will connect with existing pedestrian routes where feasible.

- Dog off leash areas will be accessible by vehicles, and will provide access for regular maintenance.
- Existing land uses will help inform the site selection process for new off leash areas. The design intent is to provide off leash facilities that are compatible with existing adjacent park uses
- Crime Prevention Through Environmental Design (CPTED) principals will be implemented in the design of new off leash areas, to promote safety and positive site activity.
- The following adjacent site uses may be compatible with off leash areas provided adequate measures are implemented to minimize potential conflict:
 - » Dog off leash areas located adjacent to sites commonly occupied by children will be fully enclosed with min. 1.2 m (4') high fencing and double-entry gates to minimize conflict among park users. Entry and exit locations and pathways will be positioned away from children's areas. Solid fencing / screening may also be recommended.
 - » Dog off leash areas located adjacent to sites commonly occupied by people engaged in sports and active recreational uses will be fully enclosed with min. 1.2 m (4') high fencing and double-entry gates to minimize conflict among park users. Fence height may vary according to adjacent sport activity.
 - » Dog off leash areas located adjacent to busy vehicle traffic areas will be fully enclosed with min. 1.2 m (4') high fencing and double-entry gates to promote safety for dogs and people.
 - » Dog off leash areas located adjacent to residential areas will incorporate a minimum setback distance and a buffer to mitigate noise where feasible. Visual screening may also be recommended.

SIZE

- The intent for off leash dogs parks is to provide spaces of adequate size to avoid site degradation caused by overuse.
- The recommended minimum size for dog off leash areas is about 1 hectare (2.5 acres), though sites between 0.5 ha and 1 ha may be considered.
- Dog off leash areas will be classified into three different types based on site size, amenities, and service radius:
 - » Neighbourhood: to serve the neighbourhood
 - » Community: to serve town centre community
 - » Destination: to serve the City of Surrey
- Off-street parking will be provided for dog off leash areas where feasible. Neighbourhood parks may not require off-street parking if they are well connected to walking paths.

VISIBILITY

- Clear sightlines into the park from adjacent sites will be provided where feasible, except where visual screening is desired.
- Site lighting at dawn and dusk could be explored as part of the public consultation process for each park. Lighting would extend park use and promote security.

DESIGN

Dog off leash area design should be informed by adjacent land uses, expected demand, site conditions, and desired amenities for dogs and owners. Basic amenities should include fencing (or other effective edges), gated entries, durable surfacing, all-weather shelter, and waste management facilities. Additional amenities can include drinking water, dog rinse stations, seating, shade, lighting, washrooms, agility features, and/or water play features.

The design concept plans for recommended new parks (Section 3.6) show the overall spatial organization of each site and the proposed layout of site elements, including fencing, circulation networks, social spaces and small-dog areas.

Surfacing material choice should be informed by affordability, ease of maintenance, dog owner satisfaction, drainage, aesthetics, universal accessibility, and cleanliness. Based on these criteria the ideal surfacing option for high traffic areas is crusher dust. Natural turf, while not a durable surface, is highly desired by dog park users. Repurposed artificial turf should be explored as part of a pilot project on one of the new off leash area sites. A mix of surface materials promotes aesthetic and experiential interest.

DESIGN GUIDELINES

PARK ENTRIES

- Park entry pathways should be universally accessible.
- Consider multiple entry points to reduce congestion and potential conflict around entries.
- Park entries should not be located in corners of the off leash area, so as to reduce the chance of dogs and owners becoming “cornered” upon entry.
- Provide durable surface materials with suitable drainage at park entries, as these are areas of concentrated use.

PARK AMENITIES

- The number and type of amenities offered at off leash areas should be weighed against the following considerations:
 - » Classification of off leash area and corresponding service radius, size and provision of amenities. Off leash areas are classified as either ‘neighbourhood,’ ‘community’ or ‘destination.’
 - » Capital and maintenance costs of amenities.
 - » Availability of existing utilities connections at park sites.

HIGHER PRIORITY AMENITIES

- Provide a variety of amenities to provide visual interest and engage dogs and their owners in social and recreational opportunities.
- Provide drinking water for dogs from spring to fall. Drinking water stations may consist of simple hose bibs and a bowl, or specially-designed two-level water fountains to accommodate humans and dogs.
- Provide seating, potentially as movable chairs or fixed benches. Sightlines and size of clustered seating should balance promoting social conversation among dog owners with encouraging owners to supervise their dogs without social distractions.

- Provide waste bins of a sufficient size and number to accommodate the expected demand and available resources for waste collection. Distribute bins across the site, where feasible. Volunteer associations may take on the role of stocking bag dispensers, possibly making use of sponsorship opportunities through local businesses.
- Provide a shelter for shade and protection during inclement weather. Also make use of existing and new trees for shading the site.
- Provide looped walking trails for site circulation. Consider connecting to existing pedestrian routes where possible, while maintaining a separation between routes used by cyclist and joggers and those used by dogs to promote site safety.
- Provide open areas for running and play activities.
- Provide signage (see below), as well as areas for park users to post community notices.

LOWER PRIORITY AMENITIES

- Consider providing water features with opportunities for swimming and water play. Consider maintenance and the resources required to maintain water features to ensure animal and human health and safety.
- Consider providing site lighting to extend hours of park use, particularly during the winter months. Park lighting should be compatible with adjacent site uses, such as residential areas.
- Consider providing washroom facilities, and consider locating washrooms centrally to service the park as a whole.
- Consider providing cleaning stations, particularly in sites with water features and/or muddy conditions. Cleaning stations typically include a hose bib and a paved surface such as concrete, and are located close to the site entry.
- Consider providing agility training features such as bridges, tunnels, bars, and other elements to enhance the enjoyment and experience of the off leash area.

Agility equipment may be particularly useful at parks where formal dog training services are offered.

- Consider providing dual-bin waste receptacles that separately accommodate garbage and dog waste.
- Consider providing separated areas, contained by fencing or low walls. These areas may be used to provide separate areas for small dogs, or to help socialize dogs and regulate dog behaviour.
- Consider proximity of high-density apartment buildings when designing amenities for small dogs.

SURFACE MATERIALS

- Provide a combination of surface materials relative to intensity of use, site drainage, aesthetics and sensory interest.
- Provide well-draining, durable materials in high-traffic areas. Crusher dust is well-suited for high-traffic areas and walking paths. Concrete can be used for surfacing at entry areas.
- Consider providing grass turf in areas of lower intensity of use. Natural grass turf is the preferred surface material identified by dog owners surveyed for this report. Turf is best suited to areas of lower intensity of use, and requires proper drainage and regular maintenance to be successful.
- Crusher dust (9 mm minus) and sand have been identified through public input as good surfacing options relative to cost, ease of upkeep, effective drainage, and dog owner satisfaction.
- Repurposed artificial turf could be explored for a pilot project.

GATES + FENCING

- Double-gated entries of generous size should be provided to allow for safer leashing and unleashing of dogs. Gates should be self-closing, lockable (e.g. for maintenance needs), and wheelchair accessible.

CONTINUED ON NEXT PAGE

DESIGN GUIDELINES CONTINUED

- Provide perimeter fencing with a minimum height of 1.2 m (4'), but not more than 1.8 m (6'). Consider providing visual screening to help buffer the off leash area from adjacent land uses, or to help reduce aggression between dogs by blocking low sightlines.
- Economical fencing options include:
 - » Chain link with black vinyl coating and black posts for reducing its visual prominence
 - » Rail fence with wire mesh across openings
 - » Wooden post and top rails with page wire mesh
 - » Consider providing low walls to define the boundaries of separate use areas within the off leash area.
- Consider providing moveable fencing to close certain areas for maintenance and/or for turf regeneration.
- Consider fencing alternatives where appropriate to adjacent land uses and supported by the community and the municipality. "Ha-ha" walls could be investigated as fencing alternatives.

ENVIRONMENTAL DESIGN

- Consider surface and subsurface drainage patterns and implement design features to minimize the risk of surface water and groundwater contamination. In particular, the location and design of dog waste collection areas requires the application of best management practices.
- Provide varied terrain and topography. Consider integrating mounds, stumps and boulders to provide visual interest, varied play opportunities, and to potentially mitigate aggression between dogs by blocking low sightlines.

- Retain and protect existing trees where appropriate, as establishing new trees in off leash areas can be challenging.
- Consider providing vegetated areas for shade, screening and seasonal interest.
- Maintain clear sightlines to promote site safety.
- Consider providing buffers to mitigate noise from barking dogs in consideration of adjacent land use, such as residential areas.

SIGNAGE + PARK ETIQUETTE

- Provide site signage in areas of high visibility, to identify designated off-leash areas and park etiquette.
- Consider providing notice boards for public use.
- Consider using signage to promote communication and education among dog owners, and the broader community. For example, key health and safety issues may be addressed such as vaccinations, and managing aggressive dogs.
- Ideally, an off leash area etiquette statement would be developed by the City of Surrey, and publicly posted in all off leash area sites.

Photo source: flickr CC user pat00139



27% OF SURREY
RESIDENTS`
CURRENTLY OWN
A DOG

SOURCE: MUSTEL GROUP PHONE SURVEY, 2011

OPERATIONS

Operating a dog off leash area requires consideration of maintenance resources, waste management procedures, community engagement, enforcement, self-policing, and ongoing evaluation of the park's success. Ensuring an adequate number of waste bins and signage may encourage dog owners to properly collect and dispose of waste.

Engaging community groups to help design and operate off leash areas can greatly assist with off leash area management and operations. Such groups (e.g. in Markham, Long Beach, Seattle, New York) often help with fundraising, site clean-ups, facilitating communication amongst dog park users, and encouraging compliance with site rules. They can also be instrumental for helping municipalities respond to maintenance issues or rule violations occurring in off leash areas. These groups can also facilitate the provision of dog training services to encourage better-behaved dogs.

BEST MANAGEMENT PRACTICES

MAINTENANCE

- Provision of dog park amenities should be informed by the classification of the off leash area (neighbourhood, community, destination) and corresponding maintenance resources available for the site.
- Durable and low-maintenance materials and site furnishings should be selected to reduce maintenance demands.
- The maintenance plan for each site should address the collection and disposal of dog waste; pruning plants; and maintaining surfacing, fencing, site furnishings, and water supplies.
- Opportunities should be identified to engage dog park associations and/or local volunteers with site maintenance.

WASTE MANAGEMENT

- Dog waste collection may be facilitated by providing an adequate number of well-distributed waste receptacles.
- Visible signage in multiple locations should be used to encourage park users to pick up after their dogs.
- Sustainable dog waste management strategies should be explored. Off-site composting and anaerobic digesters are recommended for exploring through pilot projects in City of Surrey off leash areas (see Section 4.9)

COMMUNITY ENGAGEMENT

- The City of Surrey can encourage dog park stewardship by facilitating the set-up of dog park associations for each site, formed by local volunteers.
- The City of Surrey may consider providing dog park associations with group facilitation training, meeting space, communications assistance, and/or other resources to help increase the success of the group.
- Dog park associations may play a variety of roles in the

operation of an off leash dog area. Roles may include liaising with city staff, fundraising for off leash area upgrades, encouraging compliance with off leash area rules, and facilitating dog training.

DOG PARK CODE OF CONDUCT

- A consistent set of off leash area rules should be developed for all sites in Surrey; additional rules may be developed as necessary for individual off leash area sites depending on unique site conditions or amenities.
- Promotion of off leash area code of conduct can be facilitated by distributing the park rules through private businesses and dog licensing mail-outs.
- Off leash area code of conduct should be highly visible in at least one location at each site.

ENFORCEMENT + SELF-POLICING

- Dog park associations can be trained to take an active role in self policing off leash areas.
- City bylaw officers should be available to enforce off leash area rules when warranted. Dog park association volunteers can help to notify city bylaw officers when additional enforcement appears to be needed.
- The use of technology (e.g. texting, smartphone apps) can be used by volunteers and park visitors to help the City track and respond to infractions.

MONITORING + EVALUATION

- Regular monitoring is important to address emerging issues and to ensure long-term success of each off leash area.
- Physical site conditions should be monitored for condition of surface materials; functioning of site lighting, gate closures, and water systems; presence of uncollected dog waste; and capacity of waste bins.
- Technology (e.g. texting, smartphone apps) can help dog park volunteers and users report concerns with physical site conditions (e.g. maintenance needs) and/or social site conditions (e.g. rule infractions).

OFF LEASH AREA SELECTION PROCESS

At the beginning of the park selection process, all city-owned park sites were considered for potential new off leash areas. A prioritized list of sites was developed based on input from the mapping exercises, public surveys, workshops, and open house events held during spring and summer 2011 (Appendices 1.0 to 4.0). These sites were evaluated using the Provision and Location Guidelines (Section 2.7), site analysis, and city staff input, resulting in a list of twelve short-listed sites distributed across Surrey's six Town Centres. A similar process will be used to plan for new dog off leash areas in Neighbourhood Concept Plan (NCP) areas, such as Grandview Heights. NCP areas currently in the process of planning and design are not included in this strategy as parkland has not been secured in these neighbourhoods. Dog off leash areas will be planned concurrently with the NCP planning process.

Potential off leash area sites were categorized as Neighbourhood Parks, Community Parks, or Destination Parks, depending on the desired service radius; increasing levels of parking and amenity features were allotted to community and destination parks.

Conceptual designs for the twelve short-listed sites were presented to the public for review and feedback at three open house events held in September 2011, and were available for public review through the City of Surrey website (Section 3.6). Public feedback on the concepts was received from 83 respondents.

Based on a combination of public feedback, further input from the City of Surrey staff, more detailed site analysis, and additional review of the Provision and Location Guidelines, **7 of the 12 candidate sites were recommended without conditions for further development.** Six of the seven were those that received the greatest public support and low opposition, and included Bear Creek Park (Whalley), Port Mann Park (Guildford), Colebrook Park (Newton), Bonnie Schrenk Park (Fleetwood), Cloverdale hydro right-of-way (Cloverdale), and Pioneer Greenway (South Surrey). Fraser View Park was also recommended as a seventh site to meet the demand in Guildford Town Centre, and specifically in Fraser Heights.

An additional 4 sites are conditionally recommended pending the acquisition of more information and the undertaking of more public consultation. These parks include Panorama Park, Bakerview Park, Queen Elizabeth Meadows, and Forsyth Park.

Three separate off leash areas have been approved for development through separate master planning processes.

RECOMMENDED OFF LEASH AREAS

The following is an overview of the public and staff feedback for the off leash areas; additional information on proposed locations is provided in Section 2.8, and design concepts are provided in section 3.6.

BEAR CREEK PARK, WHALLEY (COMMUNITY PARK)

Bear Creek Park received a high level of public support (49 responses: 76% in support, 10% opposed, remainder of neutral opinion). A wildlife / Environmentally Sensitive Areas study will be required to protect the site's ecological values.

PORT MANN PARK, GUILDFORD (DESTINATION PARK)

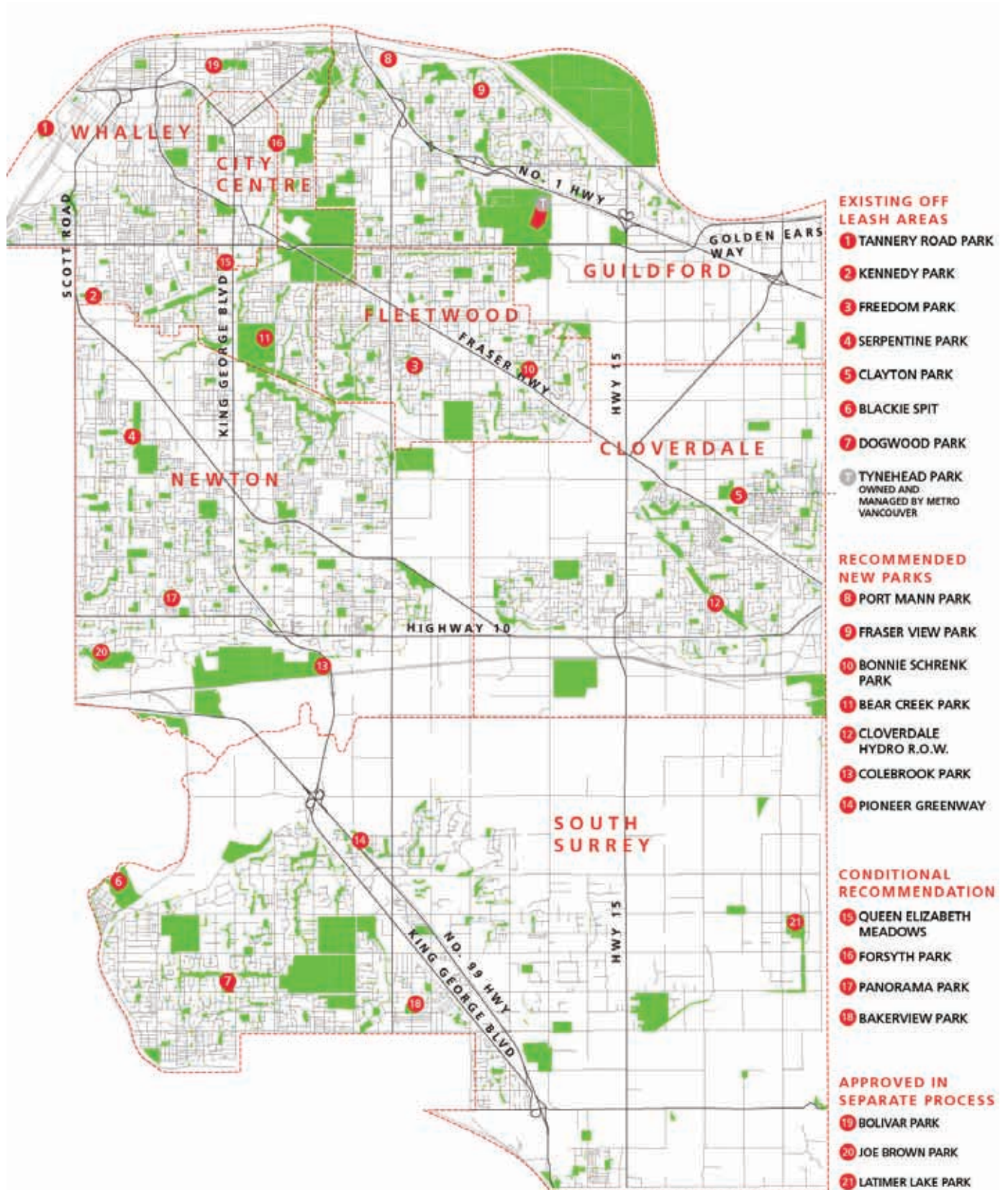
Port Mann Park received a high level of public support (50 responses: 78% in favour, 2% opposed). Detailed design will require an update to the Port Mann Park Master Plan, and will require access improvements for cars and pedestrians. The park will also need to be integrated with the overall park circulation system.

FRASER VIEW PARK, GUILDFORD (NEIGHBOURHOOD PARK)

Fraser View Park received a good level of public support (45 responses: 58% in favour, 4% opposed) and there were many strong positive written comments in support for an off leash area in this location. As a neighbourhood park this site would serve the local residents differently than Port Mann park.

COLEBROOK PARK, NEWTON (DESTINATION PARK)

Colebrook Park received a high level of public support (50 responses: 76% in favour, 4% opposed). Detailed design of



CITY OF SURREY



PROPOSED SITES FOR FUTURE OFF LEASH DOG PARKS
SPACE+PLACE | SURREY

this site will need to ensure any runoff is fully treated, due to the proximity of red-coded watercourses.

**BONNIE SCHRENK PARK, FLEETWOOD
(COMMUNITY PARK)**

Bonnie Schrenk Park received a good level of support (45 responses: 69% in support, no opposition). Consultation will need to be undertaken with the Schrenk family and with the Fleetwood Community Association prior to detailed design of this site.

**CLOVERDALE HYDRO R.O.W., CLOVERDALE
(NEIGHBOURHOOD PARK)**

The proposed site in the Cloverdale hydro right-of-way received a good level of support (47 responses: 68% in favour, 2% opposed). There were some concerns about potential vandalism of site amenities here, and parking may be desirable.

**PIONEER GREENWAY, SOUTH SURREY
(COMMUNITY PARK)**

Pioneer Greenway received a high level of public support (50 responses, 76% in support, 4% opposed). Off-site park space in the Pioneer Greenway area should also be developed for the use of non dog owners.

**OFF LEASH AREAS APPROVED IN A
SEPARATE PARK MASTER PLANS**

Three additional off leash areas have been selected by the City of Surrey through separate park master planning processes. The master plans have been approved by Council and implementation of these off leash areas will occur as funding becomes available. Approved parks include Bolivar Park (Whalley / City Centre), Joe Brown Park (Newton), and Latimer Lake Park (South Surrey).

**RECOMMENDED SITES WITH
CONDITIONS**

The following sites are recommended with the caveat that significantly more public consultation and information gathering would be required prior to any park development; see section 2.8 for more detail.

**PANORAMA PARK, NEWTON
(NEIGHBOURHOOD PARK)**

Panorama Park received a good level of support (44 responses: 64% in support, no opposition). This park would provide a more accessible park for local residents compared to the Colebrook Park site. Neighbourhood impacts of this site would potentially be significant, however, and thus a park-specific open house would be required to ensure support.

**BAKERVUE PARK, SOUTH SURREY
(NEIGHBOURHOOD PARK)**

Bakerview Park received the highest number of responses (64 responses) and the highest amount of opposition (64% in support, 20% opposed), indicating that it was the most controversial of the candidate sites. Opponents of this site were concerned that the small size of the park and its high level of use would not support the addition of an off leash area. Accommodating a dog off leash area would require a separate master planning process to be undertaken, which would involve additional public engagement.

**QUEEN ELIZABETH MEADOWS, WHALLEY / CITY
CENTRE (NEIGHBOURHOOD PARK)**

Queen Elizabeth Park received a good level of public support (44 responses: 57% in support, 2% opposed). During the public consultation process questions were raised about there being a covenant on this property, which would preclude its use as an off leash area. No record of this covenant has been found to date, and further investigation will be required to ensure no terms would be violated by developing a dog off leash area.

**FORSYTH PARK, WHALLEY / CITY CENTRE
(COMMUNITY PARK)**

Forsyth Park received a good level of public support (42 responses: 59% in support, 9% opposed). A master planning process will be required to ensure that a dog off leash area would be well situated and that it would avoid conflicts between adjacent uses as the park is developed.

NEXT STEPS

The recommended sites will be put forward to the Parks, Recreation and Culture Committee and to Surrey City Council for approval in late 2011 - early 2012. Subsequent development of the parks will take place over three phases, between 2012 and 2021.

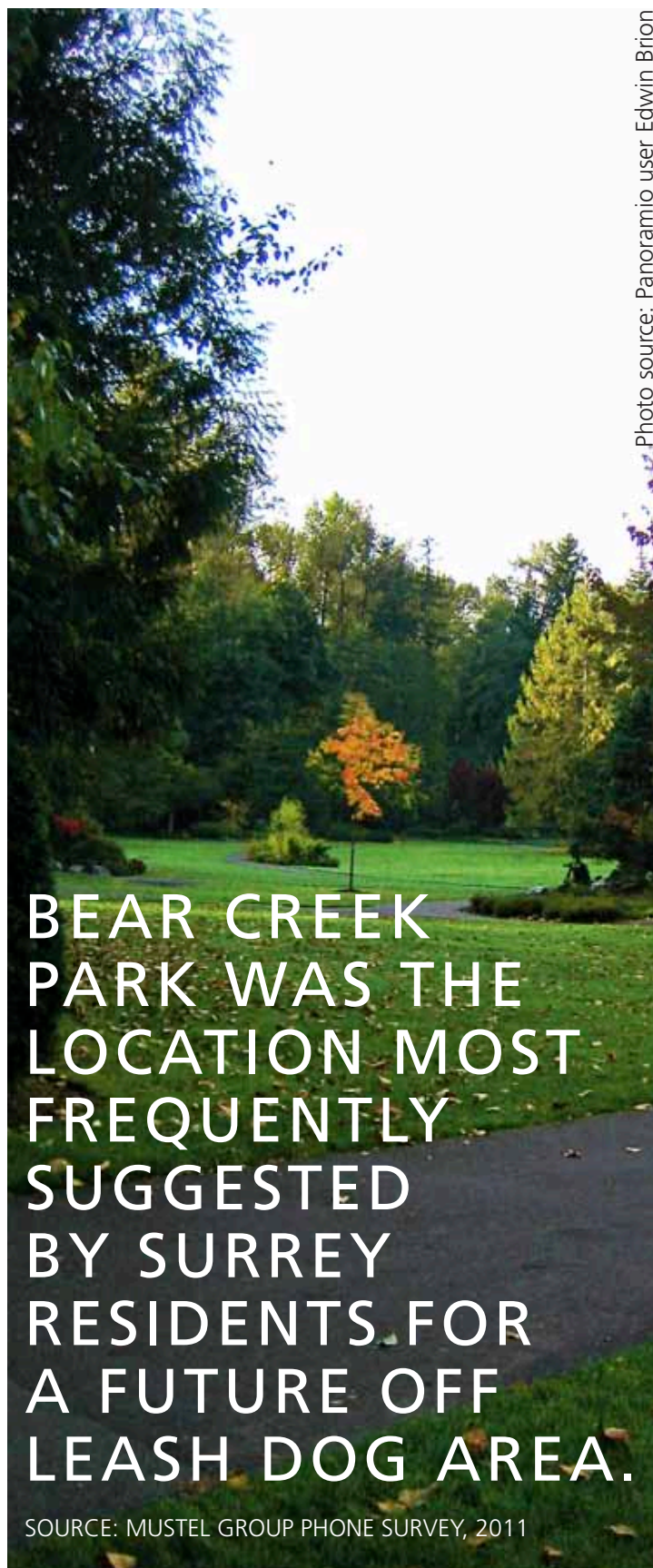


Photo source: Panoramio user Edwin Brion

SUMMARY OF RECOMMENDATIONS FOR NEW OFF LEASH AREAS (2011 - 2021)

	RECOMMENDED OFF LEASH AREAS	RECOMMENDED OFF LEASH AREAS WITH CONDITIONS (SEE TEXT FOR MORE INFORMATION)	OFF LEASH AREAS APPROVED IN SEPARATE PARK MASTER PLANS
SHORT TERM (2012 - 2015)	Bear Creek Park, Newton (Community Park) Pioneer Greenway, South Surrey (Community Park) Fraser View Park, Guildford (Neighbourhood Park)	Panorama Park, Newton (Neighbourhood Park)	Bolivar Park, Whalley / City Centre
MEDIUM-TERM (2015 - 2018)	Colebrook Park, Newton (Destination Park) Bonnie Schrenk Park, Fleetwood (Community Park) Cloverdale Hydro Right-of-Way (Neighbourhood Park)	Bakerview Park, South Surrey (Neighbourhood Park) Queen Elizabeth Meadows, Whalley / City Centre (Neighbourhood Park)	Joe Brown Park, Newton
LONG TERM (2018 - 2021)	Port Mann Park, Guildford (Destination Park)	Forsyth Park, Whalley / City Centre (Community Park)	Latimer Lake Park, South Surrey

1.2 SUSTAINABILITY CHARTER

The development of dog off leash areas in Surrey should reflect the goals and values of the Sustainability Charter to ensure that such developments help the City achieve its vision and goals for sustainability. Key goals of the Sustainability Charter and how the off leash areas help to support them are as follows:

SOCIAL SUSTAINABILITY

SC6: ACCESSIBLE AND APPROPRIATELY LOCATED SERVICES WITHIN THE CITY

The Dog Off Leash Strategy updates guidelines for the location of such facilities to ensure new facilities are more readily available, easily accessible and within walking distance of densely populated town centres. The strategy continues to ensure dog off leash areas are equitably distributed across the City.

ECONOMIC SUSTAINABILITY

EC9: QUALITY OF DESIGN IN NEW DEVELOPMENT AND REDEVELOPMENT

An updated set of design guidelines for dog off leash areas ensures the City is following best practices for the design and construction of new dog off leash areas and renovating where appropriate. The provision of shelters, water fountains, wash stations and small dog areas are initiatives that set a high standard for new dog areas in the City of Surrey.

ENVIRONMENTAL SUSTAINABILITY

EN9: SUSTAINABLE LAND USE PLANNING AND DEVELOPMENT PRACTICES

Dog off leash areas are an important component in mixed land use planning providing recreation opportunities for residents at all times of the day in close proximity to where they work and live. The Strategy's location guidelines ensure dog off leash areas avoid critical habitat and are delivered centrally for best results.

58% OF THOSE WHO RUN THEIR DOGS OFF-LEASH GO TO DESIGNATED OFF-LEASH AREAS

SOURCE: PHASE 1 OPEN HOUSE SURVEY RESULTS



WALTON DOG PARK, NAPERVILLE, ILLINOIS

2.0 PLAN

Planning for a system of off leash areas in the City of Surrey requires a thorough consideration of many factors. Public support, equitable distribution, existing and adjacent land uses, accessibility, site conditions, visibility, and size are among the criteria to be used when locating new off leash areas. This chapter draws on lessons from the City of Surrey's existing off leash areas, as well as from other jurisdictions across North America. Proper planning and locating of off leash areas will help to protect public health, safety, and sensitive ecological systems.

IN THIS CHAPTER

2.1 RATIONALE FOR DOG OFF LEASH AREAS

2.2 LEARNING FROM SURREY'S EXISTING OFF LEASH AREAS

2.3 QUALITIES OF SUCCESSFUL DOG PARKS

2.4 HEALTH, SAFETY AND THE ENVIRONMENT

2.5 USE OF HYDRO RIGHT-OF-WAYS

2.6 PROVISION AND LOCATION GUIDELINE PRECEDENTS

2.7 PROVISION AND LOCATION GUIDELINES FOR SURREY DOG OFF LEASH AREAS

2.8 RECOMMENDED LOCATIONS FOR SURREY DOG OFF LEASH AREAS



38% ADMIT TO
RUNNING THEIR
DOGS OFF-LEASH
IN REGULAR
PUBLIC PARKS

SOURCE: PHASE 1 OPEN HOUSE SURVEY RESULTS

Photo source: flickr CC user Mike Kappel

perceived benefits of off leash dog areas

43%



EXERCISE
+ PLAY

17%



INCREASED
SAFETY

10%



DOG
SOCIALIZATION

9%




KEEPS OTHER
PARK AREAS FREE
OF DOGS AND
THEIR WASTE

4%



OWNER
SOCIALIZATION

3%



BENEFITS THOSE
WITH SMALL OR
NO YARDS

perceived drawbacks of off leash dog areas

56%



CAN'T THINK
OF ANY
DRAWBACKS

17%




DOG WASTE NOT
CLEANED UP

15%




SAFETY /
UNCONTROLLED
DOGS

10%



AGGRESSIVE /
VIOLENT DOGS

6%




FIGHTS
BETWEEN DOGS

3%



UNNECESSARY
EXPENSE

2%



NEED MORE /
LARGER OFF
LEASH SITES

SOURCE: MUSTEL GROUP PUBLIC PHONE SURVEY

2.1 RATIONALE FOR DOG OFF LEASH AREAS

THE CASE FOR OFF LEASH AREAS

The following are arguments that several municipalities have reported in favour of having dog off leash areas:

- Better socialized and exercised dogs may lead to better behaved dogs outside of off-leash areas.
- Providing off leash areas may lead to better compliance with bylaws outside of off-leash areas.
- Designated off leash areas may reduce unsanctioned dog activity in environmentally sensitive areas.
- Off leash areas are perceived by many municipalities as a legitimate form of recreation for residents, in the same way that other recreational facilities (e.g. tennis, sports fields, playgrounds) are provided for different citizen demographics.
- There is increasing demand from dog owners for off leash areas.
- There is an increasing need for parks to fulfill more functions as cities densify and existing park spaces need to support a larger population.
- Separated off leash dog areas may reduce conflicts with neighbourhood residents and other park users.
- Dog off leash areas can foster social connections between neighbours and park users.
- Dog off leash areas may be useful for activating under-utilized spaces within the city that might be attracting undesirable activity.
- There is an opportunity at off leash areas for educating dog owners about animal health and welfare, thereby encouraging more responsible pet ownership.
- Despite the potential health risks associated with dog waste in off leash areas, some veterinarians have reported that the health benefits of having off leash areas outweigh their potential health risks (Richmond Hill, 2008)

LIMITATIONS OF OFF LEASH AREAS

At the same time that many municipalities in North America are moving forward with the expansion of off leash areas, the following are some limitations and considerations that have been reported:

- Potential noise and parking congestion impacts on neighbourhood (e.g. Tower Hill dog park in Richmond Hill, Ontario).
- Potential for dogs to learn bad behaviour when they are not kept under the control and supervision of their owners at dog parks (Marin Humane Society, 2011).
- Potential environmental impacts if parks are not properly designed.
- Potential spread of certain pathogens or parasites between dogs, from dogs to wildlife, and/or from dogs to humans.
- Potential odour problems.
- Perception of park area being “taken away” from the potential use of other park users.
- Perception of increased risk of conflict amongst dogs, and between dogs and people (e.g. biting, attacks), although this level of risk is considered comparable to the risks in on-leash areas (Richmond Hill 2008).

2.2 LEARNING FROM SURREY'S EXISTING OFF LEASH AREAS

Input from City of Surrey Parks staff provided clear insight into the strengths and challenges of Surrey's existing dog off leash areas. Staff feedback is documented in greater detail in the staff workshop summary (Appendix 1.0).

Surrey's existing dog off leash areas have been found to have several positive impacts:

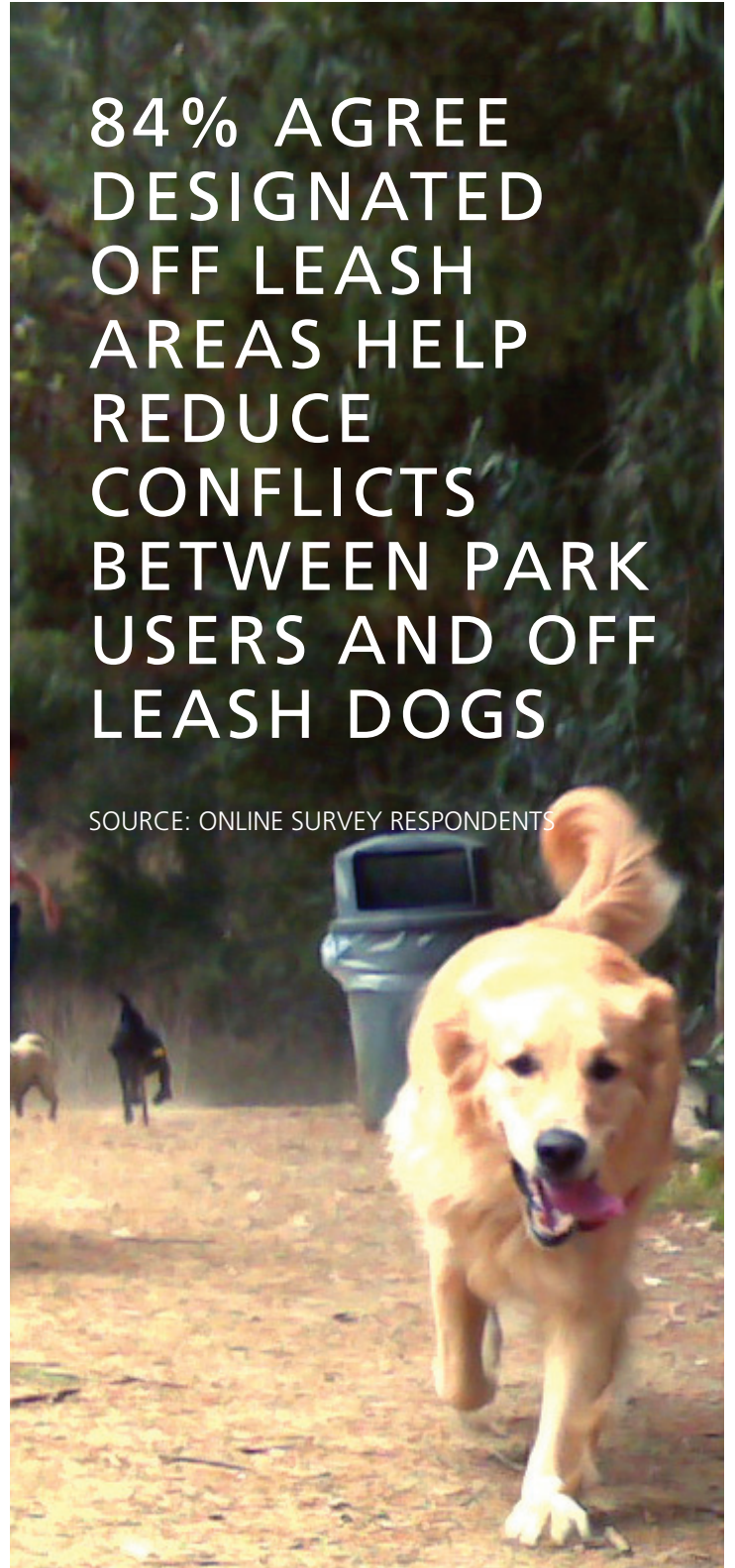
- Dog off leash areas provide positive social opportunities among dog owners.
- Fun and engaging sites for dogs and their owners have been perceived as having had a clear positive impact within Surrey's existing parks. Successful dog park features include looped walking trails, a mixture of vegetation, mature trees, shade, park amenities, and opportunities for dogs to swim.
- Introducing off leash areas in under-used areas can help generate positive park use.
- Locating off-leash dog areas in less-sensitive natural areas can help keep off-leash dog activity out of more sensitive natural areas.

Staff had several recommendations for the design of new dog off leash areas:

- Staff emphasized that off leash areas should be planned, designed and maintained to minimize impact to sensitive environmental habitats.
- It is important to use fencing to establish a clear and effective boundary around off-leash dog areas. Staff are interested in identifying economical fencing options.
- Clear communication of off-leash site rules is key to the successful operation of dog parks.
- Drainage must be carefully considered through the planning, design and operations of off leash dog areas, as it impacts environmental health and sanitation. Staff recommend free-draining material such as sand for wet sites, and paved surfaces in areas of concentrated use.
- Periodic park closures on a rotating basis, or partial park closures, are required to accommodate maintenance operations and allow impacted areas to be restored.
- Large off-leash sites minimize site degradation.

84% AGREE
DESIGNATED
OFF LEASH
AREAS HELP
REDUCE
CONFLICTS
BETWEEN PARK
USERS AND OFF
LEASH DOGS

SOURCE: ONLINE SURVEY RESPONDENTS



62%
of dog owners
DRIVE
to dog parks



They think a
12 min
drive is
reasonable

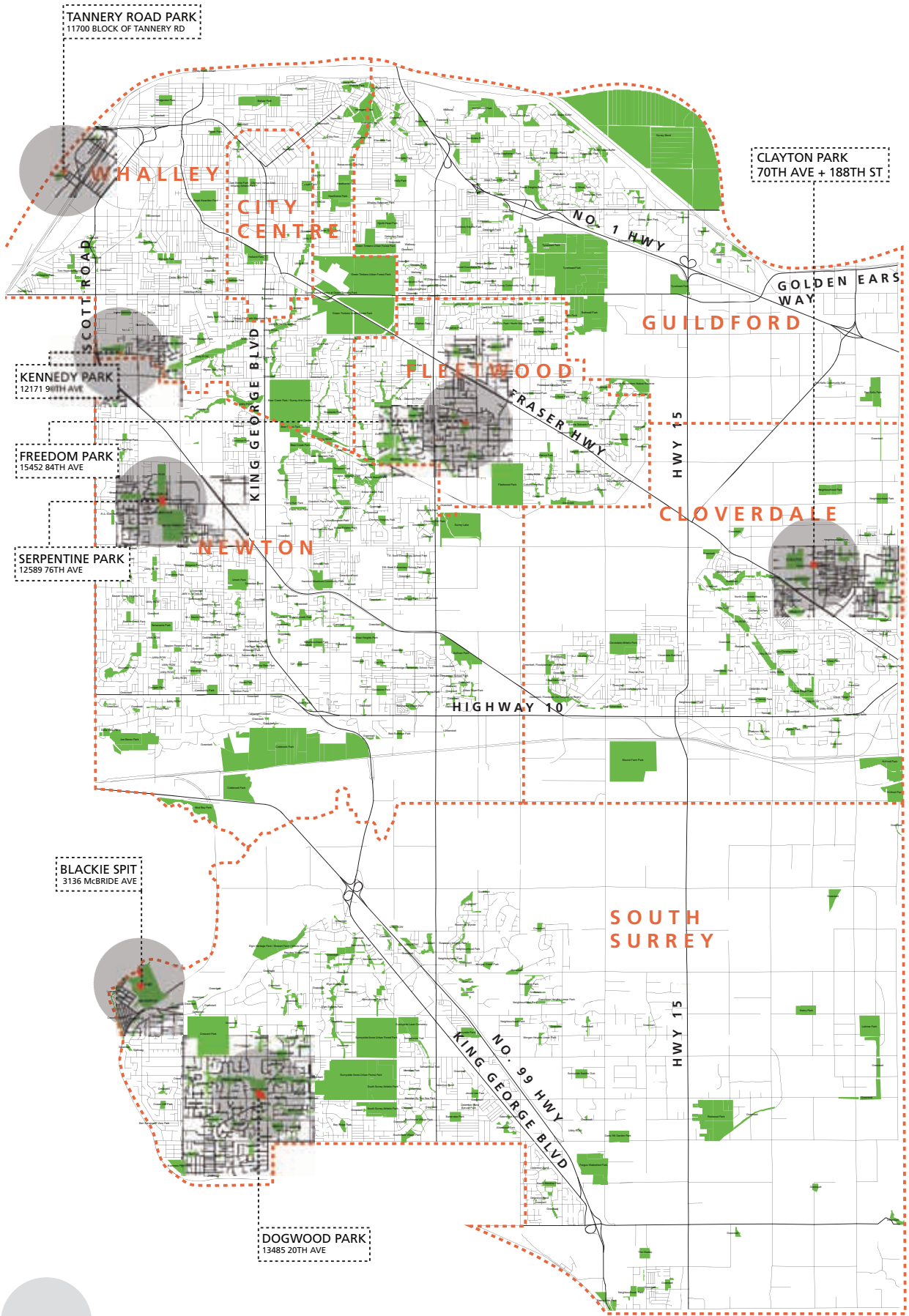
28%
of dog owners
WALK
to dog parks



They think a
18 min
walk is
reasonable

8%
of dog owners
DO BOTH

SOURCE: DOG OWNERS, MUSTEL GROUP PUBLIC PHONE SURVEY



~20 MIN WALKING RADIUS

CITY OF SURREY EXISTING OFF LEASH AREAS

2.3 QUALITIES OF SUCCESSFUL DOG PARKS

STRENGTHEN COMMUNITY CONNECTIONS

There is already a strong community culture around dog ownership. Dog owners need functional and aesthetically-pleasing spaces that allow them to meet and strengthen connections within this community in a comfortable environment that is inclusive to both their needs and the needs of their dogs.

ARE WELL MANAGED

Management considerations are paramount in the design of off leash areas. Off leash areas take a huge amount of traffic in the form of running dogs that can tear up the ground. Durability of materials coupled with a management plan for the disposal of dog waste and repair of degraded areas must be in place for the long term success and sustainability of any park space.

ARE SAFE FOR ALL USERS

Off leash areas must have guidelines, or etiquette that keep all users safe from aggressive dogs (or owners). When rules are in place and acceptable behaviours are communicated and understood by all users, the dog community will take ownership of a park and the park will often become self-policed by the community.

HAVE LONGEVITY

A well-loved and well-used dog park requires it to be well maintained and constructed with materials that will endure a high level of use. Park design must consider long term maintenance and should be flexible to allow for changes over time. Durable surface materials such as crusher dust should be considered in high traffic areas instead of grass, which can be quickly torn up by large numbers of dogs.

ARE ACCESSIBLE

While every effort will be made to ensure that parks are within walking distance from residential neighbourhoods, off leash areas should have available parking close by, especially in a large City like Surrey where off leash areas will also be destination parks where people may drive a considerable distance to get there.

HAVE CLEAR AND DEFINED EDGES

Where dogs and people occupy a given park space harmoniously, a dog off leash area will be clearly defined with strong and understandable edges. Site selection should avoid close proximity to children's play areas or passive areas where people relax, picnic, or sunbathe.

ARE FUN FOR DOGS AND PEOPLE

A sophisticated yet playful dog park design can look a little like a children's playground. In addition to large open spaces for running, dog parks can introduce other play elements such as boulders, logs, tunnels, bridges, and water elements such as wading pools or drinking stations. Dog owners, like parents, will delight in seeing all the fun that their dogs are having while burning off some energy. For dog owners, seating and social areas are desirable, where owners can interact and share stories, or throw a ball or stick for their pet.

HAVE MINIMAL VISUAL IMPACT

If off leash areas are located within larger community parks, they should be sited so as not to impact the overall visual character of the park.

ARE RESPECTFUL OF NEIGHBOURS

Off leash areas should not be located directly adjacent to residential developments. While it is desirable to have community parks close to housing, there is generally less community tolerance for the noise originating from large numbers of barking dogs. Vegetated and bermed buffers should be used to mitigate noise where appropriate.

DO NOT IMPACT SENSITIVE ENVIRONMENTAL HABITATS

There is the potential for significant impacts to any site that is chosen as an off leash park. Impacts may include erosion, soil compaction, water quality impacts, and effects on wildlife. An environmental assessment may be required during design development to assess the potential impacts of a proposed off leash area, and to mitigate these effects.

Which qualities are most important to have in an off leash area?



SOURCE: MUSTEL GROUP PUBLIC PHONE SURVEY

2.4 HEALTH, SAFETY AND THE ENVIRONMENT

RISKS TO PUBLIC SAFETY

Off leash areas have the potential to pose risks to the safety of both people and their dogs. Problems can begin outside of the dog park, between dogs and other park visitors. While not allowed, some dog owners have been observed to let their dogs off leash when walking to and from the off leash area.

Inside the off leash area, conflicts can occur due to aggressive dogs or due to improperly handled dogs. Dogs may try to compete for dominance or aggressively defend what they perceive to be “their” territory (Frawley, 2011).

Results from our public phone survey revealed that over 30% of the general public, and nearly 40% of dog owners, have concerns with off leash areas due to a perceived lack of safety, aggressive or violent dogs, and fights or attacks between dogs (Mustel Group, 2011). At the same time, 17% of the public thought that off leash areas increase public safety by keeping dogs away from children and general park visitors (Mustel Group, 2011).

DESIGNING TO PROTECT PUBLIC SAFETY

Good off leash area planning and design can help to reduce conflicts between dogs and park users, but it is also imperative to develop and enforce off leash area rules.

Some dog trainers advocate for stricter rules and mandatory screening or training of dogs before they are allowed to use an off leash area (e.g. Frawley, 2011). Some dog park advocates recommend that dog owners wear whistles at the dog park; a short whistle blast can be used to quickly draw other owners’ attention to clashes breaking out between dogs.

The following are recommendations for off leash area rules for promoting public safety; see Section 4.5 and 4.6 for additional rules and recommendations for enforcement and self-policing of such rules:

- Owners should keep their dog(s) under visual and voice control at all times.

- Owners must not bring aggressive dogs to the park.
- Owners are legally responsible for injuries caused by their dog.
- Owners may be prevented from using off leash areas if their dogs are repeatedly involved in conflicts.

It may also be helpful to set a maximum number of dogs per owner/handler to ensure that all dogs are able to be kept under control at all times.

RISKS TO HUMAN HEALTH

Off leash areas can present a possible risk to human health if dog waste is not picked up and disposed of properly. Certain types of disease (“zoonotic disease”) and parasites can be spread from dog waste to humans, including *Cryptosporidium*, *Giardia*, *Salmonella*, *E. coli*, roundworms and parasitic nematodes (US EPA, 2001). Certain diseases and parasites may also be spread between dogs, and from dogs to wildlife (Garfield and Walker, 2008).

Dog waste may also affect human health if it contaminates drinking water supplies, such as rivers or aquifers (Garfield and Walker, 2008; Wright et al, 2009; US EPA, 2001). In one Seattle-based study, almost 20% of the bacteria found in surface water samples were associated with dog waste (US EPA, 2001).

RISKS TO ENVIRONMENTAL HEALTH

A recent review of the environmental impacts of dogs in natural areas (US NPS, 2011) highlights the following potential impacts of dogs in natural areas:

- **Soil / streambank erosion:** Dog activity can contribute to soil or streambank erosion, particularly on sloping terrain, friable soils, sensitive shorelines, and where dogs engage in digging. This can lead to a loss of soil and sediment build up down-slope. This can also have negative impacts on small shoreline organisms.

DISEASES FROM DOG WASTE

Diseases that can be transmitted from pet waste to humans include:

Campylobacteriosis – A bacterial infection carried by dogs and cats that causes diarrhea in humans.

Cryptosporidiosis – A parasitic infection that causes diarrhea and abdominal pain.

Giardiasis – A protozoan infection of the small intestine that can cause diarrhea, cramping, fatigue, and weight loss.

Salmonellosis – The most common bacterial infection transmitted to humans by other animals. Symptoms include fever, muscle aches, headache, vomiting, and diarrhea.

Toxocariasis – Roundworms usually transmitted from dogs to humans, often without noticeable symptoms, but can cause vision loss, a rash, a fever, or a cough,

SOURCE: UNIVERSITY OF RHODE ISLAND, 2004



Photo source: flickr CC-user Pyrat

SUSTAINABLE
DOG WASTE
MANAGEMENT
IS THE TOP
ENVIRONMENTAL
CONCERN FOR
DOG OFF-LEASH
AREAS.

SOURCE: PHASE 1 OPEN HOUSE SURVEY RESULTS

2.4 HEALTH, SAFETY AND THE ENVIRONMENT (CONT'D)

- **Water body sediment disturbance:** Dogs can disturb sediment (soils) if they enter water bodies, such as streams and ponds, resulting in higher levels of turbidity (cloudiness) that can last for hours. This can impair the feeding ability of some fish species, including several species of salmon.
- **Nutrient enrichment of waterbodies:** Nutrients in dog waste (feces and urine) can contribute to the eutrophication (nutrient enrichment) of waterbodies, leading to excess algae growth and major changes to the aquatic ecosystem.
- **Soil nutrient enrichment:** Dog waste can also enrich nutrient levels in soil, thereby affecting the type of vegetation and wildlife that the soil will support.
- **Spread of disease:** Waste from infected dogs can carry disease and parasites, which can then be transferred to other domestic dogs and some wildlife (e.g. foxes, coyotes).
- **Trampling, denuding, and altering vegetation structure:** Dog activity can result in damage to low-growing plants, resulting in changes in the structural diversity of vegetation communities. Near-surface tree roots are frequently damaged by dog activity, which can lead to tree die-back and death.
- **Introducing non-native vegetation:** Dogs may transport the seeds of non-native plants, which may be picked up in domestic gardens. Some non-native plants can then become established in natural areas.
- **Disturbing wildlife:** There have been various studies demonstrating the effects that dogs can have on wildlife. Impacts include chasing, flushing, disrupting nesting sites, disrupting feeding sites, and/or affecting wildlife by “scent intrusion.”

DESIGNING FOR REDUCED IMPACTS TO HUMAN AND ENVIRONMENTAL HEALTH

PROTECTING ENVIRONMENTALLY-SENSITIVE AREAS

Off leash areas should not be located in or adjacent to environmentally sensitive areas where possible. Appropriate sites would have hardy, common plants and low populations of common wildlife (Surrey, 2000). Off leash areas should not be located in areas with rare and endangered plant or animal habitat, including wetlands, riparian areas, or old field habitat areas (Surrey, 2000).

In cases where off leash areas are to be situated in close proximity to environmentally sensitive areas, a buffer should be created between the edge of the environmentally sensitive area and the edge of the off leash area. The characteristics of this buffer should be designed relative to the conditions of the site and the characteristics of species or ecological processes to be protected.

In some instances, locating an off leash area in proximity to an environmentally sensitive area can help alleviate pressure on the nearby ecosystem. Having designated off-leash activity in less-sensitive areas may help keep dogs out of more sensitive zones.

WILDLIFE BUFFERS

Dog activity and noise should be buffered to reduce disturbance to wildlife in adjacent areas. While setbacks help separate off leash areas from wildlife areas, features to mitigate noise should also be considered, such as berms. Off leash area rules should stipulate that owners should keep their dogs under control and prevent excessive barking.

MANAGING SOIL COMPACTION AND EROSION

The most effective measure to protect soil health is to maximize the size of the off leash area. Numerous design guidelines for dog parks across North America call for a minimum park size of

1 - 2 acres, though the size should be informed by the number of expected park visitors.

Off leash areas should be located on fairly level terrain to reduce soil erosion and runoff of eroded soil. Surface materials (such as crusher dust) should be topped-up regularly to avoid the exposure of bare soil. Dog owners should be responsible for discouraging digging and/or filling any holes their dogs have created.

DOG WASTE MANAGEMENT

The effective management of dog waste is a key concern when addressing the environmental impact of off leash areas. While there are several options for public parks to consider (see Section 4.2 Waste Management) all strategies should be accompanied by engaging dog owners in responsible waste management.

Off leash area rules and accompanying penalties should be in place to encourage owners to pick-up and properly dispose of dog waste. Providing a plastic bag dispenser, adequate waste disposal bins, and scoops can encourage compliance. For example, in San Diego, the city estimated that putting in extra trash cans, signage, and plastic bags led to the dog beach becoming 30-40% cleaner (Watson, 2002). While some municipalities provide bags (e.g. plastic, biodegradable, paper), this has been reported to be very costly for municipalities. An effective alternative is for bag dispensers to be filled by volunteers from a local off leash area organization.

PROTECTING SURFACE WATER AND GROUNDWATER

In order to reduce the chances of groundwater and surface water contamination from fecal coliforms, pathogens, and excess nutrients, off leash areas should be located away from surface water (creeks, ditches, ponds) and away from areas that have high groundwater tables. Parks should also be designed to capture and filter stormwater runoff from the site. Off leash area rules should emphasize the collection of waste, but even if owners comply with these rules there will still be some residual waste and urine left on-site.

Runoff treatment options will depend on site topography and soil conditions. On some sites (e.g. well-drained, low water table, away from surface water), maintaining a healthy vegetation cover and surrounding the park with a good vegetation buffer will help prevent water contamination. In other settings, site grading and landscape design should be used to establish low areas for runoff collection and treatment. Such treatment systems can include wetlands and sand filters that promote biofiltration through vegetation and soil media. Specially blended substrates are commercially available to treat runoff as it percolates into the ground. These 'bioretention' soil mixes can include top soil, compost, crushed glass, and other filtering aggregates.

TREATING WASTEWATER

PRECEDENT: THORPE PARK, AZ

Thorpe Park, in Flagstaff, Arizona, has implemented a treatment system for filtering dog waste runoff. The treatment system features a concrete-lined forebay with a weir and trash screen for sediment catchment. Runoff then goes to a bioretention area that was prepared with a special soil mix to enhance pollutant removal. The soil mix include top soil, compost, crushed glass, and dirty cinders. The bioretention area is planted to enhance biological wastewater treatment, and a sub-layer of large rocks acts as a reservoir to hold and infiltrate treated water. A perforated overflow pipe is used to divert excess water into the storm sewer system.

SOURCE: FLAGSTAFF, 2011



Photo source: azdailysun.com

WASTE MANAGEMENT

PRECEDENT: "POOCH PATCH" CAMPAIGN, WARRINGAH AUSTRALIA

In 1993 the town of Warringah, Australia, began implementing "pooch patches." These are specially-designed areas within public parks where dog owners are encouraged to bring their dogs to relieve themselves. A "pooch patch" consists of a wooden pole surrounded by sand, with trash bins and bags provided nearby. Together these tools have been successful at encouraging dog owners to properly collect and dispose of their dog's waste.

SOURCE: VICTORIA, 2004

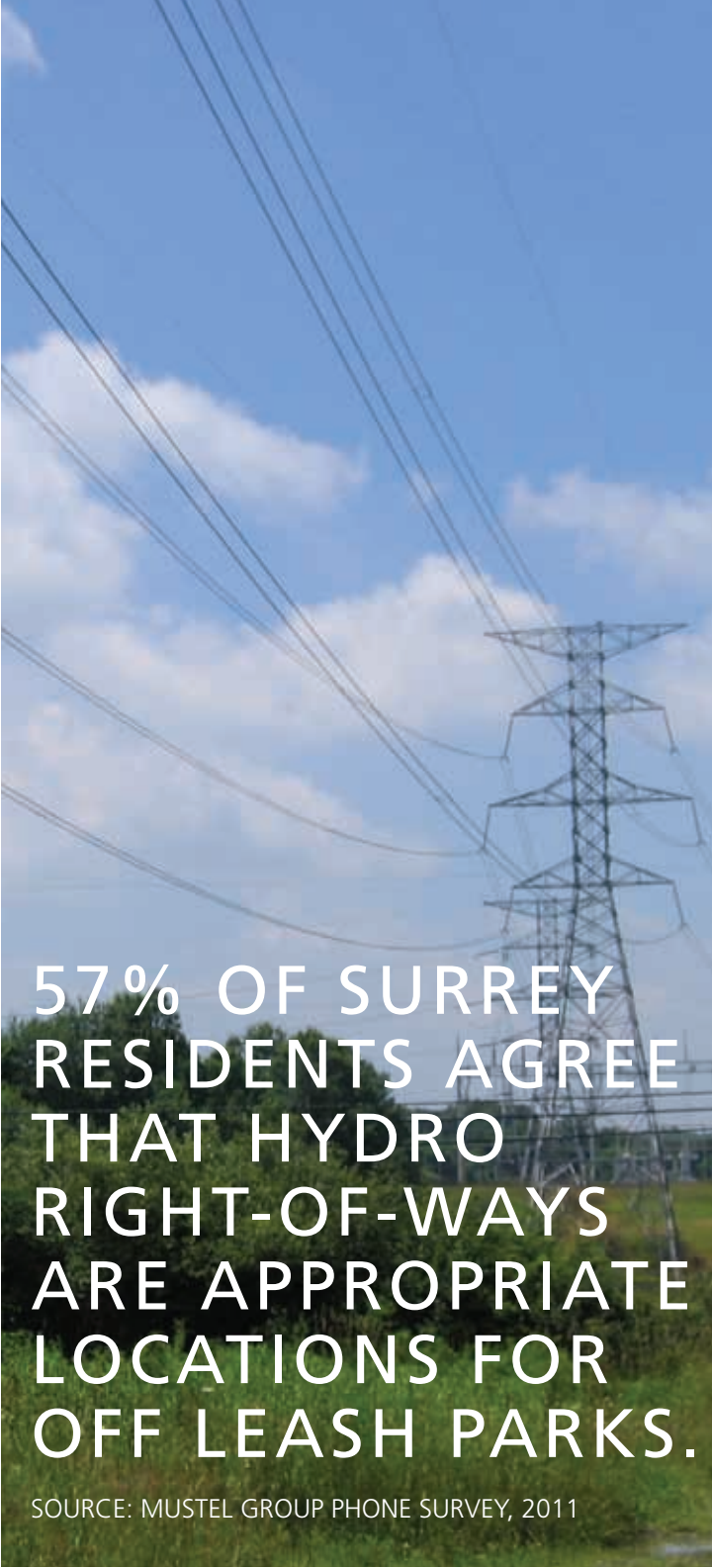


Photo source: <http://www.litter.vic.gov.au>

2.5 USE OF HYDRO RIGHT OF WAYS

Hydro right of ways are open space areas within our urban environment that are often under-utilized due to their constraints of size and layout. In addition, the character of the power lines is generally considered uninviting. There have been public concerns about possible health impacts of the electromagnetic fields in these areas, but studies have been inconclusive. There are several precedents for using these sites as off leash areas, including Serpentine Park in Surrey.

Public input suggests that using these sites for off leash areas is generally supported: results from our public phone survey indicate that 57% of Surrey residents agree that hydro right-of-ways are appropriate locations for off leash dogs. Support was slightly higher (63%) amongst people who participated in the phase 1 open houses (see Appendix 5.0).



57% OF SURREY
RESIDENTS AGREE
THAT HYDRO
RIGHT-OF-WAYS
ARE APPROPRIATE
LOCATIONS FOR
OFF LEASH PARKS.

SOURCE: MUSTEL GROUP PHONE SURVEY, 2011




Photo source: flickr CC user Pyrat

ROSCOE DOG PARK, GOODYEAR, ARIZONA

2.6 LOCATION AND PROVISION GUIDELINE PRECEDENTS

	METRO VANCOUVER (GVRD, 2001)	SALT LAKE COUNTY, UTAH (Salt Lake County, 2008)	MARKHAM, ONTARIO (Markham, 2008)	RICHMOND HILL, ONTARIO (Richmond Hill, 2008)	DENVER, COLORADO (Denver Parks and Recreation, 2010)
SIZE	Large enough to avoid overcrowding and limit impacts on park resources	Regional dog parks to be min.10 Acres	Minimum park size 0.5 Ha (1.2 Acres)	Minimum park size 1 ha (2.5 Acres)	Minimum 0.4 Ha (1 acre), preferably 0.8 - 1.2 Ha (2-3 acres)
SETBACKS / ADJACENCIES	Off leash areas should be separated from active recreation sites, especially children's playgrounds	Residential adjacencies are to be avoided as these have been identified as the source of most conflict	Min 120m setback from residential and commercial property lines Avoid playgrounds, sports fields, sports facilities, and other conflicting amenity or use	Min 15m setback from other recreational facilities Min 30m setback from playgrounds	Min 30m setback from playgrounds Min 60m setback from arterial streets unless site is completely fenced
DISTRIBUTION	Metro Vancouver to provide off leash areas with a regional or destination role New sites should relieve pressure on existing parks and / or environmentally sensitive areas	Regional dog parks serve the entire county Community dog parks serve a 8km area Neighbourhood dog parks serve a 3km area	(No defined criteria, though a local dog off-leash group must be established)	Dog parks should be accessible by transit and walking	Provide equitable distribution across city No other dog parks should be within 1.6 - 3.2Km radius depending on population density
PARKING	Regional off leash areas should provide sufficient off-street parking	Provide parking for regional parks Neighbourhood parks may not require off-street parking if well connected to pedestrian routes	Provide parking for min. 12 Vehicles	Dog parks should have parking	Dog parks should provide access to on-street parking

2.7 PROVISION + LOCATION GUIDELINES FOR SURREY DOG OFF LEASH AREAS

The following provision and location guidelines have been developed to help inform the planning of new dog off leash areas in the City of Surrey. These guidelines have been developed based on current research and precedent guidelines from other jurisdictions (see section 2.6). The guidelines were used to inform the selection of recommended dog off leash area locations, as shown in section 2.8.

DISTRIBUTION

- The intent for dog off leash areas is to distribute facilities across Surrey's six town centres.
- The long-term goal is that dog off leash areas will be accessible to the majority of the population via safe walking routes.

LOCATION

- The site selection process for new dog off leash areas will be informed by public consultation.
- Demonstration of local community involvement and/or support will help inform the site selection process for new dog off leash areas.
- Demographics (including population density and dog licensing statistics) will help inform the site selection process for new dog off leash areas.
- Dog off leash areas will be located so as to minimize potential environmental impact. Environmentally sensitive areas including wetlands, riparian areas and old field habitat will be avoided. Surrey's Ecosystem Management Study (2011) will help inform the valuation of environmentally sensitive lands.
- Dog off leash areas will be sited to minimize potential impacts to aquatic ecosystems. Best management practices will be implemented to minimize the risk of surface water and groundwater contamination.

- Existing soil conditions will help inform the site selection process for new dog off leash areas. Soils that are poorly-drained or potentially toxic will be avoided.
- The anticipated expense of park development will help inform the site selection process for new off leash areas. Sites where dog off leash areas can be developed at a lower cost are preferable.
- Dog off leash areas will connect with existing pedestrian routes where feasible.
- Dog off leash areas will be accessible by vehicles, and will provide access for regular maintenance.
- Existing land uses will help inform the site selection process for new off leash areas. The design intent is to provide off leash facilities that are compatible with existing adjacent park uses
- Crime Prevention Through Environmental Design (CPTED) principals will be implemented in the design of new off leash areas, to promote safety and positive site activity.
- The following adjacent site uses may be compatible with off leash areas provided adequate measures are implemented to minimize potential conflict:
 - » Dog off leash areas located adjacent to sites commonly occupied by children will be fully enclosed with min. 1.2 m (4') high fencing and double-entry gates to minimize conflict among park users. Entry and exit locations and pathways will be positioned away from children's areas. Solid fencing / screening may also be recommended.
 - » Dog off leash areas located adjacent to sites commonly occupied by people engaged in sports and active recreational uses will be fully enclosed with min. 1.2 m (4') high fencing and double-entry gates to minimize conflict among park users. Fence height may vary according to adjacent sport activity.

- » Dog off leash areas located adjacent to busy vehicle traffic areas will be fully enclosed with min. 1.2 m (4') high fencing and double-entry gates to promote safety for dogs and people.
- » Dog off leash areas located adjacent to residential areas will incorporate a minimum setback distance and a buffer to mitigate noise where feasible. Visual screening may also be recommended.

SIZE

- The intent for off leash dogs parks is to provide spaces of adequate size to avoid site degradation caused by overuse.
- The recommended minimum size for dog off leash areas is about 1 hectare (2.5 acres), though sites between 0.5 ha and 1 ha may be considered.
- Dog off leash areas will be classified into three different types based on site size, amenities, and service radius:
 - » Neighbourhood: to serve the neighbourhood
 - » Community: to serve town centre community
 - » Destination: to serve the City of Surrey
- Off-street parking will be provided for dog off leash areas where feasible. Neighbourhood parks may not require off-street parking if they are well connected to walking paths.

VISIBILITY

- Clear sightlines into the park from adjacent sites will be provided where feasible, except where visual screening is desired.
- Site lighting at dawn and dusk could be explored as part of the public consultation process for each park. Lighting would extend park use and promote security.

2.8 RECOMMENDED LOCATIONS FOR SURREY DOG OFF LEASH AREAS

DOG PARK SITE SELECTION PROCESS

At the beginning of the park selection process, all city-owned park sites were considered as potential candidates for new off leash areas. A prioritized list of preferred sites was developed based on input from the mapping exercises, public surveys, workshops, and open house events held during spring and summer 2011. These sites were evaluated using the Provision and Location Guidelines (Section 2.7), site analysis, and from city staff input. This resulted in a shortlist of twelve candidate sites.

Sites were categorized as **Neighbourhood Parks**, **Community Parks**, or **Destination Parks**. Neighbourhood Parks are intended to serve the local neighbourhood, and are thus designed to be accessed by walking; off-street parking is not provided. Community Parks are intended to serve the local Town Centre, and therefore have parking available on- or off-street. Destination Parks serve the City as a whole, and are thus larger and provide off-street parking.

Conceptual designs for the twelve short-listed sites were presented to the public for review and feedback at three open house events held in September 2011, and were available for public review through the City of Surrey website.

Based on a combination of public feedback, further input from the City of Surrey staff, more detailed site analysis, and additional review of the Provision and Location Guidelines, 7 of the 12 candidate sites were recommended without conditions for further development. Six of the seven were those that received the greatest public support (more than 68% supported or strongly supported) and low opposition, and included Bear Creek Park (Whalley), Port Mann Park (Guildford), Colebrook Park (Newton), Bonnie Schrenk Park (Fleetwood), Cloverdale hydro right-of-way (Cloverdale), and Pioneer Greenway (South Surrey). A phased implementation of these is detailed in the table on page 46.

Considering that Port Mann Park is not scheduled to be implemented until the long-term, the addition of Fraser View

Park is recommended as a seventh site to meet the demand in Guildford Town Centre, and specifically in Fraser Heights. This park received a high level of support (58%) and several strong positive written comments; there were no articulated concerns for this location.

An additional four sites are conditionally recommended pending the acquisition of more information and the undertaking of more public consultation. These parks include Panorama Park, Bakerview Park, Queen Elizabeth Meadows, and Forsyth Park.

Only one site (Cloverdale Athletic Park) was eliminated from consideration for new off leash areas in Surrey due to its small size, the presence of a popular BMX park on the site, and plans for additional field expansion in the vicinity of the site.

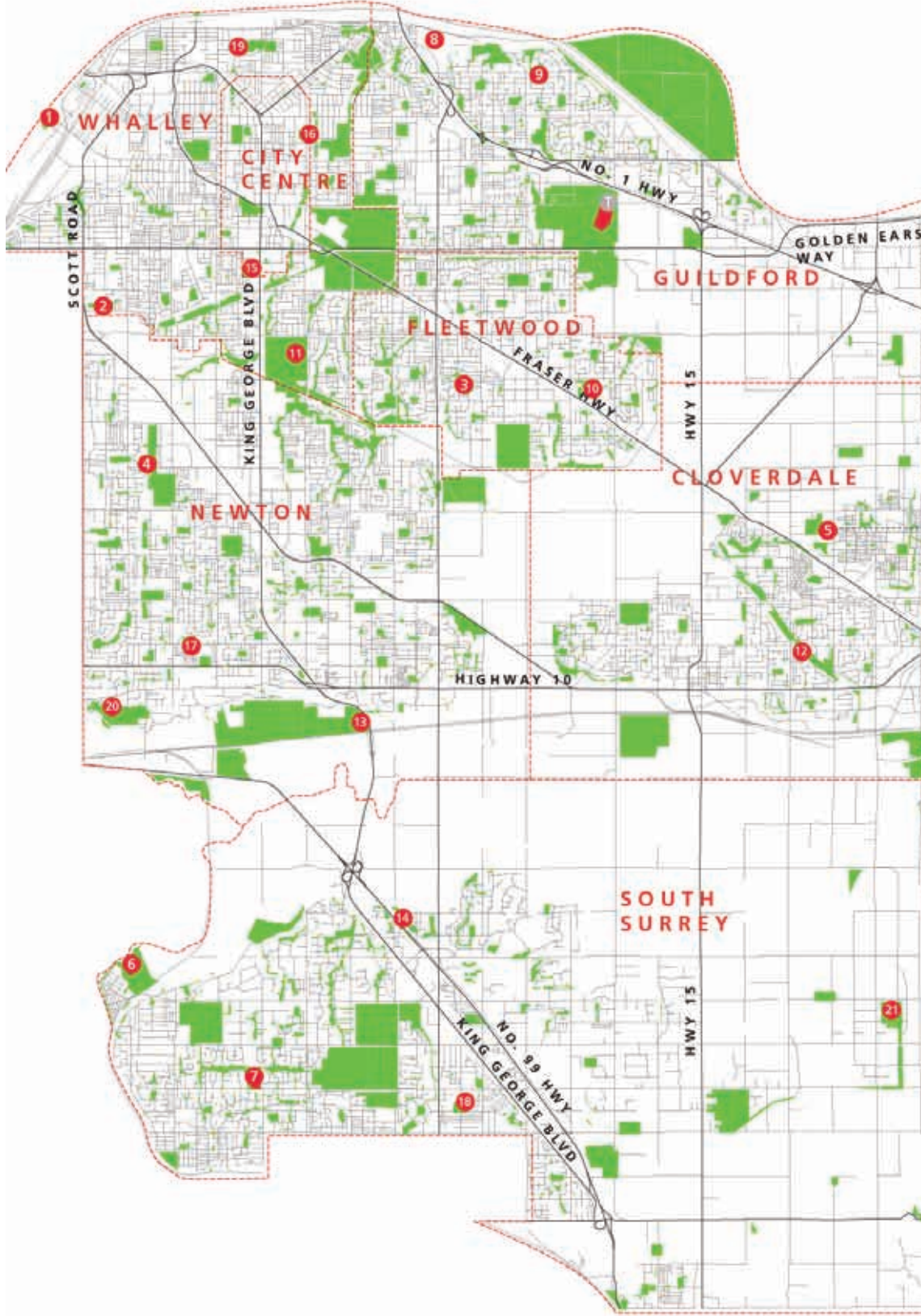
RECOMMENDED DOG PARK SITES

BEAR CREEK PARK, WHALLEY (COMMUNITY PARK)

- Bear Creek Park received 49 responses; 76% of these responses were in support of the site and design concept, 14% were neutral, and 10% were opposed.
- Detailed design of the park will require relocation of an aging playground, improving connections to the parking lot, providing maintenance access (3.0 m path), improving drainage, and providing a larger lawn area. A small dog area could also be considered.
- A wildlife study and Environmentally Sensitive Areas study will be required for this site in order to protect the site's ecological values.

PORT MANN PARK, GUILDFORD (DESTINATION PARK)

- Port Mann Park received 50 responses; 78% were in favour, 20% were neutral, and 2% were opposed.
- There were a few concerns with access to this site. A small dog area could be incorporated into the design.



- EXISTING OFF LEASH AREAS**
- 1 TANNERY ROAD PARK
- 2 KENNEDY PARK
- 3 FREEDOM PARK
- 4 SERPENTINE PARK
- 5 CLAYTON PARK
- 6 BLACKIE SPIT
- 7 DOGWOOD PARK
- 8 TYNEHEAD PARK OWNED AND MANAGED BY METRO VANCOUVER
- RECOMMENDED NEW PARKS**
- 8 PORT MANN PARK
- 9 FRASER VIEW PARK
- 10 BONNIE SCHRENK PARK
- 11 BEAR CREEK PARK
- 12 CLOVERDALE HYDRO R.O.W.
- 13 COLEBROOK PARK
- 14 PIONEER GREENWAY
- CONDITIONAL RECOMMENDATION**
- 15 QUEEN ELIZABETH MEADOWS
- 16 FORSYTH PARK
- 17 PANORAMA PARK
- 18 BAKERVIEW PARK
- APPROVED IN SEPARATE PROCESS**
- 19 BOLIVAR PARK
- 20 JOE BROWN PARK
- 21 LATIMER LAKE PARK

CITY OF SURREY



PROPOSED SITES FOR FUTURE OFF LEASH DOG PARKS

SPACE+PLACE SURREY

- Detailed design will require an update to the Port Mann Park Master Plan, and will require improved access to the parking lot. The park will also need to be integrated with the overall park circulation system.

FRASER VIEW PARK, GUILDFORD (NEIGHBOURHOOD PARK)

- Fraser View Park received 45 responses; 58% of the responses were in favour, 38% were neutral, and 4% were opposed.
- There were many strong positive written comments in support for a dog park in this location, and no articulated concerns. As a neighbourhood park this site would serve the local residents differently than Port Mann park.

COLEBROOK PARK, NEWTON (DESTINATION PARK)

- Colebrook Park received 50 responses; 76% of respondents were in favour, 20% were neutral, and 4% were opposed.
- Detailed design of this site will need to ensure any runoff is fully treated, due to the proximity of red-coded watercourses.
- Vehicle circulation patterns are slated to be improved in the vicinity of this park, which will help increase access to this site.

BONNIE SCHRENK PARK, FLEETWOOD (COMMUNITY PARK)

- Bonnie Schrenk Park received 45 responses; 69% were in support and 31% were of neutral opinion. There were no respondents opposed to this concept.
- Consultation will need to be undertaken with the Schrenk family and with the Fleetwood Community Association prior to detailed design of this site.
- Detailed design will consider removal of the understory in the west part of the park, and enlargement of the social / amenity space. The addition of a small dog area could be considered here.

CLOVERDALE HYDRO R.O.W., CLOVERDALE (NEIGHBOURHOOD PARK)

- Cloverdale Hydro ROW received 47 responses; 68% were in favour of the park site and concept, 30% were neutral, and 2% were opposed.
- Detailed park design will need to incorporate parking if the adjacent property is available.
- There were some concerns about potential vandalism of site amenities here, and parking may be desirable. An agility area could be considered for this site, as one respondent suggested an agility area was needed in one of the more southern Surrey dog parks (to complement the one proposed at Port Mann Park).

PIONEER GREENWAY, SOUTH SURREY (COMMUNITY PARK)

- Pioneer Greenway received 50 responses, 76% of whom supported the concept, 20% were neutral, and 4% were opposed.
- Detailed design of the site will consider moving the main entrance and small dog area to the south end of the site to complement the parking location. Social amenity space will be located in the north end of the park to take advantage of views and for benefits to community safety.
- Off-site park space should also be developed for the use of non dog owners.

DOG PARKS APPROVED IN A SEPARATE PARK MASTER PLANS

Three additional dog park sites have been selected by the City of Surrey through separate park master planning processes. The master plans have been approved by Council and implementation of these off leash areas will occur as funding becomes available. Approved parks include:

- Bolivar Park (Whalley / City Centre) - to be developed in the short-term phase (2012 - 2015)
- Joe Brown Park (Newton) - to be developed in the medium-term phase (2015 - 2018)
- Latimer Lake Park (South Surrey) - to be developed in the long-term phase (2018 - 2021)

RECOMMENDED SITES WITH CONDITIONS

The following sites are recommended with the caveat that significantly more public consultation and information gathering would be required prior to any park development:

PANORAMA PARK, NEWTON (NEIGHBOURHOOD PARK)

- Panorama Park received 44 responses, with 64% in support and 36% of neutral opinion. This park received no opposition, and it would provide a more accessible park for local residents compared to the Colebrook Park site.
- Neighbourhood impacts of this site would potentially be significant, however, and thus a park-specific open house would be required to ensure support. Detailed design would need to ensure that there are no conflicts between access to the school and access to the dog off leash area.

BAKERVIEW PARK, SOUTH SURREY (NEIGHBOURHOOD PARK)

- Bakerview Park received the highest number of responses and the highest amount of opposition, indicating that it was the most controversial of the candidate sites. Of 64 responses, 64% were in support, 16% were of neutral opinion, and 20% were opposed.
- Bakerview Park is relatively small and intensively utilized. Opponents were concerned that the park is too small to accommodate an off leash area, and that the addition of an off leash area would reduce the available open space at the park. Some suggested that this site might only be suitable for accommodating a small dog area.
- Accommodating the dog off leash area would require a master planning process be undertaken.

QUEEN ELIZABETH MEADOWS, WHALLEY / CITY CENTRE (NEIGHBOURHOOD PARK)

- Queen Elizabeth Park received 44 responses, with 57% in support, 40% neutral, and 2% opposed.
- During the public consultation process questions were raised about there being a covenant on this property, which

would preclude its use as an off leash area. No record of this covenant has been found to date, and further investigation will be required to ensure no terms would be violated by developing a dog off leash area.

FORSYTH PARK, WHALLEY / CITY CENTRE (COMMUNITY PARK)

- Forsyth Park received 42 responses, with 59% in support, 32% neutral, and 9% opposed.
- A master planning process is required to ensure that the dog off leash area would be well situated and that it would avoid conflicts between adjacent uses as the park is developed.

NEXT STEPS

The recommended sites will be put forward to the Parks, Recreation and Culture Committee and to Surrey City Council for approval in late 2011 - early 2012. Subsequent development of the parks will take place over three phases, between 2012 and 2021.

SUMMARY OF RECOMMENDATIONS FOR NEW DOG PARKS (2011 - 2021)

	RECOMMENDED DOG PARK SITES	RECOMMENDED SITES WITH CONDITIONS (SEE TEXT FOR MORE INFORMATION)	DOG PARKS APPROVED IN A SEPARATE PARK MASTER PLANS
SHORT TERM (2012 - 2015)	Bear Creek Park, Newton (Community Park) Pioneer Greenway, South Surrey (Community Park) Fraser View Park, Guildford (Neighbourhood Park)	Panorama Park, Newton (Neighbourhood Park)	Bolivar Park, Whalley / City Centre
MEDIUM-TERM (2015 - 2018)	Colebrook Park, Newton (Destination Park) Bonnie Schrenk Park, Fleetwood (Community Park) Cloverdale Hydro Right-of-Way (Neighbourhood Park)	Bakerview Park, South Surrey (Neighbourhood Park) Queen Elizabeth Meadows, Whalley / City Centre (Neighbourhood Park)	Joe Brown Park, Newton
LONG TERM (2018 - 2021)	Port Mann Park, Guildford (Destination Park)	Forsyth Park, Whalley / City Centre (Community Park)	Latimer Lake Park, South Surrey



Photo source: flickr CC user wjbuttt



Photo source: flickr user Jon's ~=:~) view

3.0 DESIGN



**LOOPED, SHADED
WALKING PATHS
AND A VARIETY
OF SURFACE
MATERIALS ARE
RECOMMENDED.**

SOURCE: PHASE 1 STAKEHOLDERS WORKSHOP

Striving for a high quality of design will help to increase the success and longevity of off leash areas. Careful consideration should be given to choice and layout of surface materials, edges, amenities, signage, appropriate sizing, and designing to minimize potential environmental impacts. This chapter provides information and recommendations for these design elements, and also presents design concepts for the 11 candidate off leash areas proposed for the City of Surrey.

IN THIS CHAPTER

- 3.1 OFF LEASH AREA AMENITIES**
- 3.2 SPACE ALLOCATION**
- 3.3 SURFACE MATERIALS**
- 3.4 EDGE CONDITIONS**
- 3.5 DESIGN GUIDELINES FOR CITY OF SURREY DOG OFF LEASH AREAS**
- 3.6 OFF LEASH AREA DESIGN CONCEPTS**
- 3.7 SUGGESTED PILOT PROJECT: REPURPOSING ARTIFICIAL TURF**

3.1 OFF LEASH AREA AMENITIES

Off leash area amenities include park features that meet basic user needs or enhance the experience of off leash areas for dogs and/or dog owners. Basic features commonly found in precedent examples have included waste disposal, double-gated entries, shelter, and seating. Optional amenities included include shade, drinking water, cleaning stations, washrooms, and agility training features.

RECOMMENDED AMENITIES

- **Waste disposal:** Most municipalities that we examined provide waste bins and collect waste on a regular schedule. Some municipalities or specific dog parks have chosen to provide scoopers or shovels to facilitate the collection and disposal of dog waste (e.g. Notre-Dame de Grace dog run in Montreal, selected dog parks in the City of Toronto). See section 4.2 for more information on waste management in off leash areas.
- **Entry gates:** Double-gated entries have been employed in many municipal dog parks for safer leashing and unleashing of dogs. Some dog parks have multiple entry points to reduce congestion and to reduce potential conflict around entries. Entries are to be positioned to minimize conflicts with other park users.
- **Seating:** Some dog parks have fixed seating (e.g. benches) that have been purchased and installed by either park volunteers or by the municipality. In other parks, users have brought second-hand outdoor furniture to the park, allowing them to move it around the site as desired.
- **Shade and shelter:** Shade can be provided through the use of vegetation and/or shade structures. A structure can also provide shelter for dog owners during inclement weather.
- **Drinking water:** Some municipalities provide simple hose bibs and a bowl, or specially-designed two-level water fountains to accommodate both humans and dogs.

OPTIONAL AMENITIES

- **Cleaning stations:** Cleaning stations (e.g. hose bib and hardscape) may be provided at off leash areas to reduce the tracking of mud and dust outside of the park.
- **Washrooms:** Washroom facilities have been provided at many municipal dog parks. These facilities may be centrally located to service the park as a whole.
- **Agility training features:** Agility training features may include bridges, tunnels, jumping bars, and other features to enhance the enjoyment and experience of the dog park (e.g. Marin County Humane Society dog park)
- **Lighting:** Lighting has been installed in some dog parks to extend their usable hours, particularly during the winter months in northern climates (e.g. Tudor Street dog park, Cambridge, MA)
- **Water features:** Dog pools or swimming holes have been installed in some parks by municipalities or park associations (e.g. First Run Dog Park, New York City)

DOG PARKS THAT ARE FUN FOR PEOPLE + DOGS

Many of the guidelines used for developing great children's play spaces are equally applicable to designing dog parks that are fun for dogs and people. Dog parks can be designed to maximize playful engagement in several ways:

SPECTACLE AND CHANCE

Grouping selected amenities in a central area of the park can foster a playful element of "spectacle" to the site. As a hub of activity and a natural gathering space within a larger park, such areas can become the social heart of a park, entertaining dogs and people alike.

Water is one of the most effective materials for creating an element of surprise and for engaging interest over longer periods of time. Dog park water features may include ponds for swimming, shallow moving water to run through, or spray devices that engage dogs with random jets of water.

A RANGE OF ACTIVITIES

Incorporating a variety of site elements can help to create a range of play opportunities. Boulders, logs, bridges, ramps and tunnels can be incorporated to promote different physical experiences, including moving through, up, down, over, across, under, and above these elements.

Topography can also be used to promote a range of play activities and physical challenges. Shaping the land into small hills and valleys can provide greater exercise for more athletic dogs. These areas also add character to a site by providing contrast to open, level fields.

Varied materials can give the park a unique identity while facilitating a range of activities, including running, swimming, balancing, chasing, and fetching. While durability is key, loose or malleable materials offer opportunities to dig. Planted areas - with proper protection and management - can offer seasonal change, aesthetic interest and varied ecologies.



Photo source: flickr CC_user ericmonasterio

3.2 SPACE ALLOCATION

Several municipalities recommend a minimum area of 1 acre (e.g. City of Denver) for off leash areas, with some recommending a minimum of 2 or more acres (e.g. Markham, 2008). The primary advantages of larger dog off leash areas include mitigating impact to existing vegetation, reduced degradation of surface materials, increased opportunities for running, chasing and play, reduced aggression among dogs, improved odor management, and providing a broader range of amenities and scenic experiences.

Different classes of dog parks may have different size requirements. Salt Lake County, Utah, for example, uses the following size classifications and service radii to inform dog park allocation:

- Regional dog parks, 10+ acres, serve the entire county
- Community dog parks, 2 - 10 acres, serve a ~8 km (5 mile) service radius
- Neighbourhood dog parks, 0.5 - 2 acres, serve a ~3 km (2 mile) service radius

(Salt Lake County, 2008)

This classification system allows park planners and designers to allocate resources accordingly. For example, more parking would be required for a 'destination' park which is larger in area and where it is anticipated that visitors would arrive by vehicle. In contrast, a 'neighbourhood' park may not require the provision of any additional parking spaces if existing parking is determined to be adequate and the majority of park visitors are anticipated to walk to the park.

Furthermore, more expensive amenities that serve a broad population can be concentrated in parks that are used more intensively. For example, swimming areas or playful water features can be located in 'destination' parks where the intensity of use will be offset by the size of the off leash area. Smaller features such as drinking fountains and wash stations are suitable water amenities for off leash areas on the 'community' and 'neighbourhood' scale.

BIGGER IS BETTER

PRECEDENT: MAGNUSON PARK, SEATTLE

The popularity of the Magnuson off leash area is largely attributed to its size. This 9 acre fully fenced site is the largest and by far the most widely used off leash park in Seattle.

Park amenities include an extensive trail network, several open clearings, a small / shy dog area, and a very popular swimming area along the shore of Lake Washington.

The trails are primarily made of compacted gravel, which provides durability and wheelchair access. Winding through a variety of vegetation types with long views to the mountains, the park provides plenty of scenic interest.

The Magnuson Off Leash Area Group (MOLG) assists with the provision and maintenance of park amenities, such as the fencing and signage. This volunteer-run non profit organization supports the park by contributing significant resources from fund raising and volunteer services.

Other examples of large off leash areas are Point Isabel in Richmond, California (with nearly a million visits a year), Fort Funston in San Francisco, Marymoor Park in Redmond, Washington, and Shawnee Mission Park in Johnson County, Kansas.

SOURCE: MAGNUSON OFF LEASH AREA GROUP; SEATTLE; CLAUDIA KAWCZYNSKA, THEBARK.COM



3.3 SURFACE MATERIALS

Surface material choice has a big impact on the appearance and experience of the off leash area. The following are some of the different surface materials that have been explored for off leash areas in various jurisdictions:

- Turf
- Artificial turf (e.g. proprietary brands specifically made for dog parks)
- Sand
- Bare soil
- Crusher dust
- Pea gravel
- Wood chips / mulch
- Engineered wood fiber
- Concrete
- Asphalt

Drainage, intensity of use, topography and maintenance requirements need to be assessed when selecting surface materials for off leash areas. Of the materials investigated, the following are the most suitable for use in City of Surrey off leash areas.

NATURAL TURF

Public input from the open houses and phone surveys indicated a clear preference for turf grass, but it is best suited to large open areas. Turf does not provide a durable surface and requires good drainage to be successful. It is easily damaged in areas of concentrated use, particularly when it is saturated in wet weather, resulting in muddy conditions that are unfavourable for year-round use. Periodic partial park closures are often required to maintain the grass and rehabilitate damaged areas. In addition, it is harder to clean dog waste from grass surfaces compared to some other surface materials, which can compromise sanitation.

SURFACE SELECTION


PRECEDENT: FIRST RUN DOG PARK, NEW YORK

Wood chips had originally been chosen for surfacing the First Run Dog Park (Thompson Square Dog Run) when the New York City site was built in 1990. Wood chips were eventually deemed to be inappropriate for the site due to their high maintenance demands. The wood chips had to be replaced every 5 - 7 years to remove the accumulated layer of decomposed chips, and this process of removal was found to be harmful to the root system of adjacent trees. In addition, park users found that the wood chips created a crust on the soil surface that impeded drainage to the soil below.

In 2008, crusher dust (decomposed granite) was selected to replace the wood chips on the site, and the Friends of First Run Dog Park fundraised for its installation as part of overall park renovations. A 9" (23cm) depth layer of crusher dust was provided over a deeper layer of gravel to improve site drainage. This provides a soft surfacing that reduces impact on dogs' paws and hips. The material was also considered to improve health as it is relatively easy to clean and dries quickly, which helps mitigate parasites.

Overall, crusher dust was deemed to be more durable, sanitary, better draining, and of less impact to the adjacent trees.

SOURCE: FRIENDS OF FIRST RUN



SOURCE: DOG OWNERS, MUSTEL GROUP PHONE SURVEY

3.3 SURFACE MATERIALS (CONTINUED)

Photo source: phillyfido.org



SOUTH STREET DOG PARK, WASHINGTON, D.C.

SAND

Sand is recommended by City of Surrey parks staff for its high drainage capacity and its relative cleanliness. The main drawback of sand is its tendency to be spread onto adjacent surfacing (e.g. concrete, asphalt), which can make these materials slippery. Sand requires regular raking to remove debris, and may require irrigation for dust control. It is best used in poorly drained areas and for adding variety to park surfacing.

CRUSHER DUST

Crushed stone surfacing such as crusher dust is particularly suitable for areas of concentrated use such as entry locations and pathways, while accommodating wheelchair use. While concrete and asphalt paving are more expensive, these surfaces represent durable, low-maintenance options for specific, small locations such as water fountain areas. Runoff can be effectively directed to areas for cleansing and infiltration. The recommended aggregate size for crusher dust in City of Surrey off leash areas is 9 mm minus.

ARTIFICIAL TURF

Artificial turf received a relatively low amount of support in the public surveys, receiving an average score of 4.6 / 10 from dog owners in the phone survey. Despite this, several municipalities and private dog parks in other jurisdictions have had success with its use. Reported advantages of artificial turf are that it is high wearing, has good drainage, can be sanitized, and does not require periodic downtime for maintenance compared to natural turf (K9 Grass website). On the other hand, artificial turf can reach higher temperatures than natural turf, the blades may scratch sensitive skin, and odour may build up if it is not washed regularly (LFR 2008, PhiladelphiaSpeaks discussion forum). In addition, most artificial turf is made of non-renewable resources, and the blade backing material is not recyclable (ASGI, 2008).

Despite its shortcomings, used artificial turf may have the potential for being repurposed in City of Surrey off leash areas. See Section 3.7 for more information on repurposing artificial turf as a City of Surrey pilot project.

REPURPOSED ARTIFICIAL TURF

PRECEDENT: JACKASS ACRES K9 KORRAL

“Jackass Acres K9 Korral” is a privately-run off leash dog park in Arizona that has received a lot of positive attention from several dog magazines and websites.

The dog park has incorporated several measures to reduce its demands for energy and new materials, including the incorporation of artificial turf from a former NFL stadium.

The repurposed artificial turf provides a grass-like experience for dogs but without the high water demands that natural turf has in this climate. The turf is used in high traffic areas on the site, which would otherwise be prone to erosion.

Other notable initiatives happening at the park include:

- Use of solar energy to power all site lighting
- Use of salvaged materials to make site furniture
- Development of a dog waste composting program

SOURCE: WORKING FOR GREEN - JACKASS ACRES K-9 KORRAL



3.4 EDGE CONDITIONS

Perimeter fencing is recommended to enclose each of the proposed new off leash area sites to help keep off leash dogs safe and to reduce potential conflicts with adjacent park uses. In the City of Surrey staff workshop (Appendix 2.0), participants expressed a strong preference for clear delineation of edges using economical and visually unobtrusive materials.

Some edge condition options that can be used for containing dogs include:

- Chain link fencing
- Rail fencing, with wire mesh
- Wooden posts with page wire
- Moveable chain link fencing
- “Ha-ha” wall, a sunken ditch / retaining wall traditionally used in England to keep grazing animals out of adjacent gardens

Most municipalities surveyed recommend that fences should be between 1.2 m (4 feet) and 1.8 m (6 feet) in height. Fencing must extend to the ground, and the bottom of chain-link fencing should be crimped to prevent injury.

In addition to perimeter fencing, visual screening may also be desired. For example, providing screening between the off leash area and adjacent park uses such as residential areas may be beneficial. Vegetative buffers can provide valuable screening, although establishing new plantings in off leash areas can be challenging. Separating these areas with page wire during the establishment period can be an effective solution.

Breaking up low sight lines with visual screening can help to reduce aggression among dogs. This may be achieved by shaping the topography into berms, or using planting areas. Fencing between small and large dog areas should be screened (e.g. wood slat fencing) to reduce potential conflict through the fence.



Photo source: flickr user Gary-Neil Richardson

GRAND VIEW DOG PARK, DES MOINES, WASHINGTON

WELL-DEFINED EDGES

PRECEDENT: PORTLAND, OREGON

The City of Portland, Oregon, has used a combination of fenced and unfenced dog off leash areas. Unfenced off leash areas are identified by wooden posts and signage. In a comparison of the two types of dog off leash areas, they reported the following:

- Fenced sites acted as destinations for dog owners, which had additional maintenance requirements (waste removal, surfacing maintenance). There were potential risks reported pertaining to off leash aggression and conflict between dogs.
- Unfenced areas appeared to lead to illegal off-leash use outside of the delineated areas, and led to conflicts during maintenance or special events. Unfenced areas still had higher maintenance requirements for surfacing compared to adjacent park areas.

The authors of the report suggested that unfenced areas may need additional strategies for reducing conflicts, such as positioning the off leash area away from the rest of the park or creating buffers with plantings or partial fences.

SOURCE: PORTLAND PARKS AND RECREATION, 2010



Photo source: flickr CC user thurlburt

3.5 DESIGN GUIDELINES FOR CITY OF SURREY OFF LEASH AREAS

PARK ENTRIES

- Park entry pathways should be universally accessible.
- Consider multiple entry points to reduce congestion and potential conflict around entries.
- Park entries should not be located in corners of the off leash area, so as to reduce the chance of dogs and owners becoming “cornered” upon entry.
- Provide durable surface materials with suitable drainage at park entries, as these are areas of concentrated use.

PARK AMENITIES

- The number and type of amenities offered at off leash areas should be weighed against the following considerations:
 - » Classification of off leash area and corresponding service radius, size and provision of amenities. Off leash areas are classified as either ‘neighbourhood,’ ‘community’ or ‘destination.’
 - » Capital and maintenance costs of amenities.
 - » Availability of existing utilities connections at park sites.

HIGHER PRIORITY AMENITIES

- Provide a variety of amenities to provide visual interest and engage dogs and their owners in social and recreational opportunities.
- Provide drinking water for dogs from spring to fall. Drinking water stations may consist of simple hose bibs and a bowl, or specially-designed two-level water fountains to accommodate humans and dogs.
- Provide seating, potentially as movable chairs or fixed benches. Sightlines and size of clustered seating should balance promoting social conversation among dog owners with encouraging owners to supervise their dogs without social distractions.

- Provide waste bins of a sufficient size and number to accommodate the expected demand and available resources for waste collection. Distribute bins across the site, where feasible. Volunteer associations may take on the role of stocking bag dispensers, possibly making use of sponsorship opportunities through local businesses.
- Provide a shelter for shade and protection during inclement weather. Also make use of existing and new trees for shading the site.
- Provide looped walking trails for site circulation. Consider connecting to existing pedestrian routes where possible, while maintaining a separation between routes used by cyclist and joggers and those used by dogs to promote site safety.
- Provide open areas for running and play activities.
- Provide signage (see below), as well as areas for park users to post community notices.

LOWER PRIORITY AMENITIES

- Consider providing water features with opportunities for swimming and water play. Consider maintenance and the resources required to maintain water features to ensure animal and human health and safety.
- Consider providing site lighting to extend hours of park use, particularly during the winter months. Park lighting should be compatible with adjacent site uses, such as residential areas.
- Consider providing washroom facilities, and consider locating washrooms centrally to service the park as a whole.
- Consider providing cleaning stations, particularly in sites with water features and/or muddy conditions. Cleaning stations typically include a hose bib and a paved surface such as concrete, and are located close to the site entry.
- Consider providing agility training features such as bridges, tunnels, bars, and other elements to enhance the enjoyment

and experience of the off leash area. Agility equipment may be particularly useful at parks where formal dog training services are offered.

- Consider providing dual-bin waste receptacles that separately accommodate garbage and dog waste.
- Consider providing separated areas, contained by fencing or low walls. These areas may be used to provide separate areas for small dogs, or to help socialize dogs and regulate dog behaviour.
- Consider proximity of high-density apartment buildings when designing amenities for small dogs.

SURFACE MATERIALS

- Provide a combination of surface materials relative to intensity of use, site drainage, aesthetics and sensory interest.
- Provide well-draining, durable materials in high-traffic areas. Crusher dust is well-suited for high-traffic areas and walking paths. Concrete can be used for surfacing at entry areas.
- Consider providing grass turf in areas of lower intensity of use. Natural grass turf is the preferred surface material identified by dog owners surveyed for this report. Turf is best suited to areas of lower intensity of use, and requires proper drainage and regular maintenance to be successful.
- Crusher dust (9 mm minus) and sand have been identified through public input as good surfacing options relative to cost, ease of upkeep, effective drainage, and dog owner satisfaction.
- Repurposed artificial turf could be explored for a pilot project.

GATES + FENCING

- Double-gated entries of generous size should be provided to allow for safer leashing and unleashing of dogs. Gates should be self-closing, lockable (e.g. for maintenance needs), and wheelchair accessible.
- Provide perimeter fencing with a minimum height of 1.2 m (4'), but not more than 1.8 m (6'). Consider providing visual

screening to help buffer the off leash area from adjacent land uses, or to help reduce aggression between dogs by blocking low sightlines.

- Economical fencing options include:
 - » Chain link with black vinyl coating and black posts for reducing its visual prominence
 - » Rail fence with wire mesh across openings
 - » Wooden post and top rails with page wire mesh
 - » Consider providing low walls to define the boundaries of separate use areas within the off leash area.
- Consider providing moveable fencing to close certain areas for maintenance and/or for turf regeneration.
- Consider fencing alternatives where appropriate to adjacent land uses and supported by the community and the municipality. "Ha-ha" walls could be investigated as fencing alternatives.

ENVIRONMENTAL DESIGN

- Consider surface and subsurface drainage patterns and implement design features to minimize the risk of surface water and groundwater contamination. In particular, the location and design of dog waste collection areas requires the application of best management practices.
- Provide varied terrain and topography. Consider integrating mounds, stumps and boulders to provide visual interest, varied play opportunities, and to potentially mitigate aggression between dogs by blocking low sightlines.
- Retain and protect existing trees where appropriate, as establishing new trees in off leash areas can be challenging.
- Consider providing vegetated areas for shade, screening and seasonal interest.
- Maintain clear sightlines to promote site safety.
- Consider providing buffers to mitigate noise from barking dogs in consideration of adjacent land use, such as residential areas.

SIGNAGE + PARK ETIQUETTE

- Provide site signage in areas of high visibility, to identify designated off-leash areas and park etiquette.
- Consider providing notice boards for public use.
- Consider using signage to promote communication and education among dog owners, and the broader community. For example, key health and safety issues may be addressed such as vaccinations, and managing aggressive dogs.
- Ideally, an off leash area etiquette statement would be developed by the City of Surrey, and publicly posted in all off leash area sites.



Photo source: flickr CC user Spanish Flea

3.6 OFF LEASH AREA DESIGN CONCEPTS

Conceptual designs were developed for twelve shortlisted off leash dog area locations, as determined through the off leash area selection process (section 2.8). These conceptual designs were presented for public feedback at the phase 2 open houses (September 2011). Based on a combination of public feedback, further input from the City of Surrey staff, and additional site analysis, seven of the twelve candidate sites were recommended for further development; an additional four sites were selected for conditional recommendation (see Section 2.8 for more detail on the site selection process). Thus, conceptual designs are shown here for 11 sites (7 recommended, 4 conditionally recommended).

The concepts show proposed fencing, entries, circulation, open fields, social / amenity space, buffers, and any small dog areas, agility training areas, or berms. Each of these site features is further explained on the opposite page and shown on the accompanying series of concept designs.


The following design concepts are shown as they were presented to the public and city staff in September 2011. Annotations on selected plans indicate recommended design refinement based on public and staff feedback, and these considerations should be incorporated during future design development.

SITE FEATURES



FENCING

Off leash dog parks will be enclosed by perimeter fencing with a **minimum height of 4 feet / 1.2 meters**. Fencing options that will be considered include chain link and wire mesh with wood posts and rails.



ENTRY

Double-gated entries, with self-closing, lockable gates. Universally-accessible.



SOCIAL / AMENITY SPACE

Focal areas of the site where amenities are concentrated, including **seating and signage**. Where feasible, more playful amenities such as water features and overhead structures for shade and rain protection may be provided. **Surface materials** in these areas of concentrated activity would be designed to support year-round use.



VEGETATED BUFFER

Areas where the growth of plants and trees will be encouraged, in order to provide seasonal interest and a **visual buffer** to adjacent areas. These areas will be **protected by fencing** until plants are established and protection is no longer required.



SMALL DOG AREA

Enclosed areas for priority use by small dogs. When unoccupied by small dogs, these areas might be used to help socialize dogs of any size and regulate dog behaviour.



OPEN FIELD

Broad open spaces for running and chasing. These areas would take advantage of **existing clearings** and relatively level ground.



BERM

Areas where the ground plane is shaped into small hills and mounds, to create **varied topography** for enhanced play opportunities. Berms may also provide a visual and sound **buffer** between the park and adjacent areas.



AGILITY TRAINING AREA

Areas designed to provide a range of physical activities that challenge a dog's coordination, strength, accuracy and speed. These informal training areas might include obstacles such as bridges, tunnels, and bars.



VEHICLE ACCESS

BC Hydro vehicle access will be provided in the park as required. These paths will be integrated with pedestrian routes where appropriate.



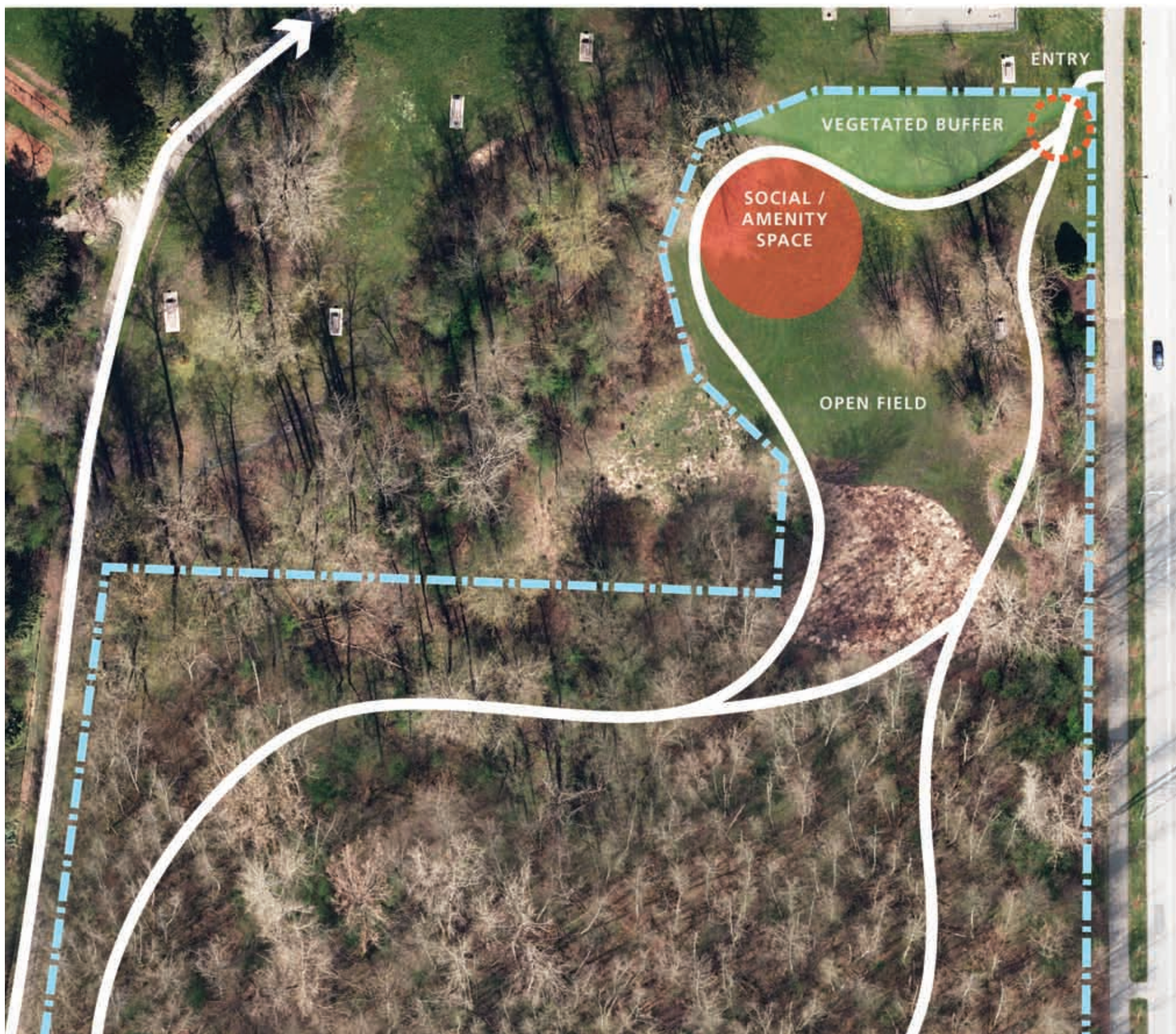
PEDESTRIAN PATHS

Walking trails will be looped to create **continuous circuits**. Gravel surfacing is recommended for these paths, in order to provide a durable, well-draining surface material that supports year-round use.

RECOMMENDED OFF LEASH AREAS



WHOLE PARK DESIGN




DETAIL DESIGN AREA

WHALLEY: BEAR CREEK PARK

COMMUNITY PARK

8.5 ACRES / 3.4 HECTARES



NOTES:

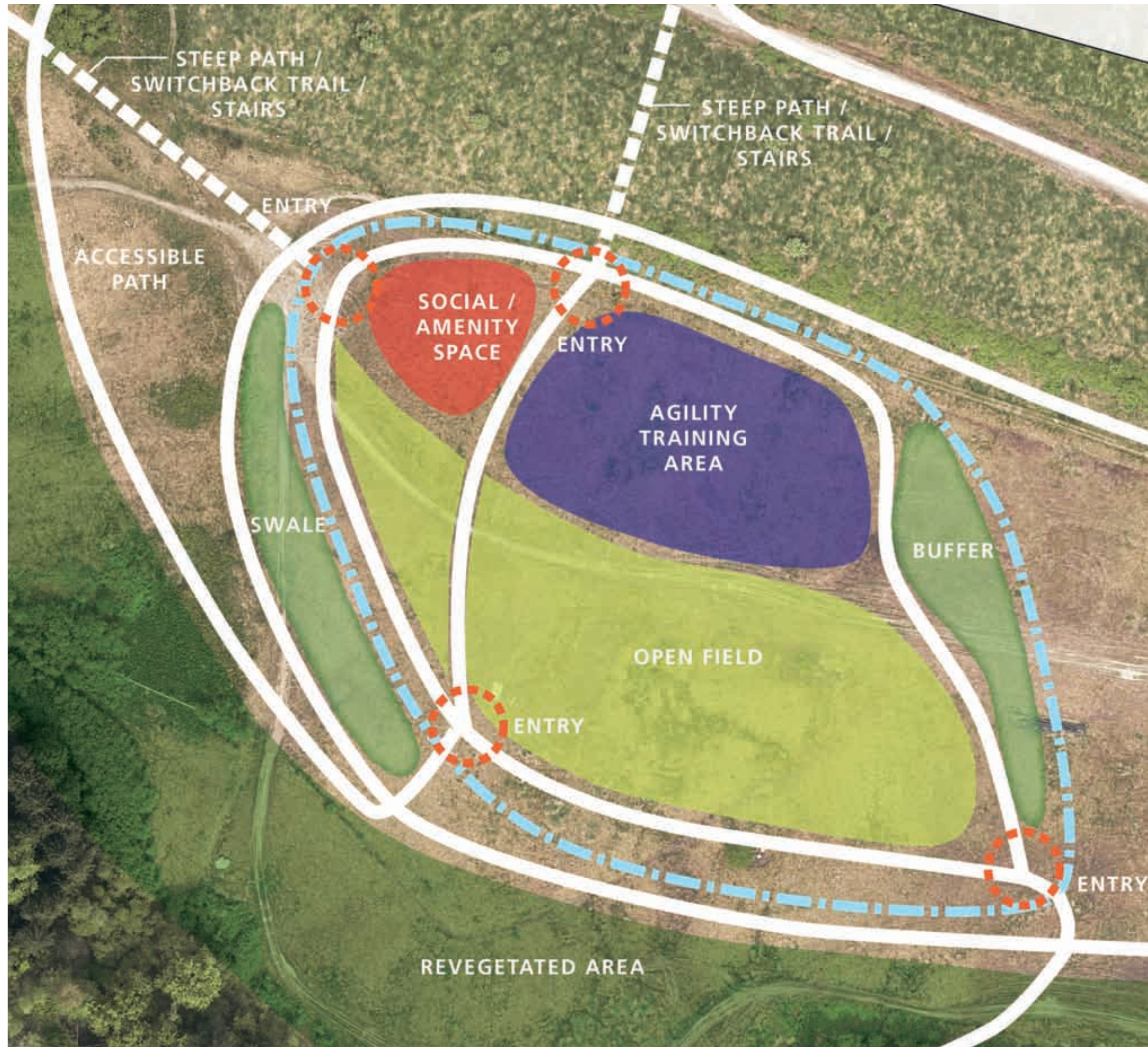
Detailed design of this site will require relocation of the playground, improving connections to the parking lot, adding maintenance access paths, improving drainage, and increasing the lawn area.

PUBLIC OPEN HOUSE
DOG OFF LEASH AREA STRATEGY





DESIGN WITH CONTEXT



GUILDFORD: PORT MANN PARK

DESTINATION PARK 5 ACRES / 2 HECTARES

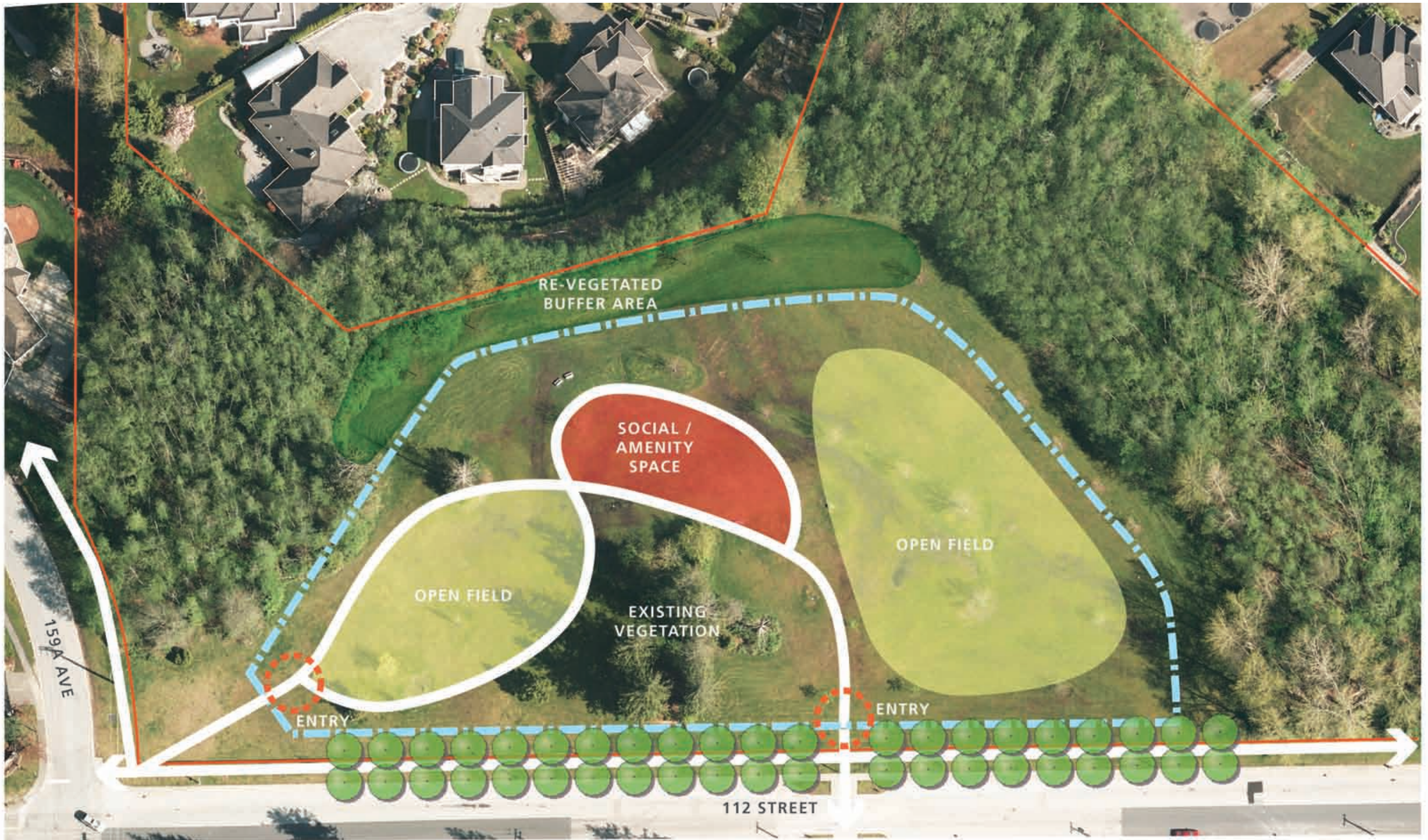


NOTES:

Detailed design of this site will require an update to the Port Mann Park Master Plan, and will require improved access to the parking lot. Circulation within the dog park should be connected to the overall park circulation system.

PUBLIC OPEN HOUSE
DOG OFF LEASH AREA STRATEGY





GUILDFORD: FRASER VIEW PARK

NEIGHBOURHOOD PARK

2.2 ACRES / 0.9 HECTARES



METRES
100



PUBLIC OPEN HOUSE
DOG OFF LEASH AREA STRATEGY





WHOLE PARK DESIGN



DETAIL DESIGN AREA

NEWTON: COLEBROOK PARK DESTINATION PARK 5 ACRES / 2 HECTARES



NOTES:

Detailed design of this site will need to ensure that all runoff from the site is fully treated.

PUBLIC OPEN HOUSE
DOG OFF LEASH AREA STRATEGY





FLEETWOOD: BONNIE SCHRENK PARK

COMMUNITY PARK

4.3 ACRES / 1.7 HECTARES



NOTES:

Based on feedback received from the public and City staff, detailed design of this site should consider enlarging the social / amenity areas.

PUBLIC OPEN HOUSE
DOG OFF LEASH AREA STRATEGY





WHOLE PARK DESIGN



DETAIL DESIGN AREA

CLOVERDALE: 60TH + 184TH

NEIGHBOURHOOD PARK

3.45 ACRES / 1.4 HECTARES



NOTES:

Based on feedback received from the public and City staff, detailed design of this site should consider the addition of parking if the adjacent property becomes available for acquisition.

PUBLIC OPEN HOUSE
DOG OFF LEASH AREA STRATEGY





WHOLE PARK DESIGN



DETAIL DESIGN AREA

SOUTH SURREY: PIONEER GREENWAY

COMMUNITY PARK 2.8 ACRES / 1.1 HECTARES



NOTES:

Based on feedback received from the public and City staff, detailed design of this site should move the small dog area to the south end of the site to complement the location of proposed parking.

PUBLIC OPEN HOUSE
DOG OFF LEASH AREA STRATEGY




OFF LEASH AREAS FOR CONDITIONAL RECOMMENDATION



NEWTON: PANORAMA PARK

NEIGHBOURHOOD PARK

3.9 ACRES / 1.6 HECTARES



NOTES:

Detailed design of this site would need to ensure there are no conflicts between access to the school and access to the dog off leash area.

PUBLIC OPEN HOUSE
DOG OFF LEASH AREA STRATEGY





SOUTH SURREY: BAKERVIEW PARK

NEIGHBOURHOOD PARK

1.1 ACRES / 0.45 HECTARES



NOTES:

A separate master planning process would need to be undertaken prior to any development of an off leash area at this site.


PUBLIC OPEN HOUSE
DOG OFF LEASH AREA STRATEGY





WHALLEY: QUEEN ELIZABETH MEADOWS PARK

NEIGHBOURHOOD PARK 3.25 ACRES / 1.3 HECTARES



NOTES:
 Questions about covenants on this site remain and further investigation is required to ensure that no terms would be violated by developing a dog off leash area on this site.

PUBLIC OPEN HOUSE
 DOG OFF LEASH AREA STRATEGY

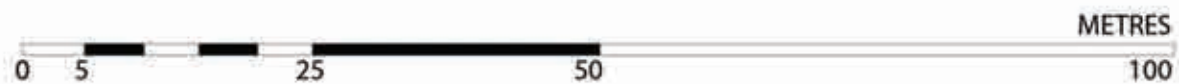




WHALLEY: FORSYTH PARK

COMMUNITY PARK

2.5 ACRES / 1.0 HECTARES



NOTES:

A master planning process is required to ensure the dog off leash area is best situated and that it will avoid any conflict with adjacent uses as the park is developed.

PUBLIC OPEN HOUSE
DOG OFF LEASH AREA STRATEGY



3.7 SUGGESTED PILOT PROJECT: REPURPOSING ARTIFICIAL TURF

As discussed earlier in this chapter (section 3.3), artificial turf has several potential advantages for use in off leash areas. Artificial turf is very durable, it can be sanitized, and it can be designed to have good drainage (K9 Grass website). Thus, the City of Surrey may wish to undertake a pilot project for exploring artificial turf in off leash areas.

In particular, we recommend that the City investigate the repurposing of used artificial turf from municipal athletic fields for off leash areas. Artificial turf on the City's sportsfields requires periodic replacement (approximately every 10 years) once it no longer meets the high safety requirements for organized sports. This turf may still be usable, however, and would be safe for use by dogs and their owners in selected off leash areas.

Artificial turf could be selectively used in high traffic areas of off leash areas where a turf-like experience and aesthetic is still desired. Regular washing (e.g. irrigation system) would keep the surface clean and reduce odours. Infilling the turf exclusively with sand would eliminate the nuisance factor of rubber crumb getting into dog fur.



Photo source: artificialgrassdirect.net



REGULAR MAINTENANCE WAS IDENTIFIED BY SURREY RESIDENTS AS ONE OF THE TOP CRITERIA FOR A SUCCESSFUL OFF-LEASH SPACE.

SOURCE: MUSTEL GROUP PHONE SURVEY, 2011

4.0 OPERATE

Ensuring the long-term success of off leash areas requires efficient maintenance, effective waste management, community engagement, adherence to and enforcement of an off leash code of conduct, and regular monitoring and assessment of each park. In this chapter we explore these aspects of off leash area operations and present a synthesized list of best management practices for City of Surrey off leash areas.

IN THIS CHAPTER

4.1 MAINTENANCE

4.2 WASTE MANAGEMENT

4.3 COMMUNITY ENGAGEMENT

4.4 PRIVATELY-RUN DOG PARKS

4.5 OFF LEASH AREA CODE OF CONDUCT

4.6 ENFORCEMENT + SELF-POLICING

4.7 MONITORING + ASSESSMENT

4.8 BEST MANAGEMENT PRACTICES FOR SURREY OFF LEASH AREAS

4.9 SUGGESTED PILOT PROJECTS: OFF-SITE COMPOSTING + ANAEROBIC DIGESTION



4.1 MAINTENANCE

The level of dog off leash area maintenance has been reported to be the biggest factor influencing the overall success of the park (Bain et al, 2003).

Typical maintenance employed by the surveyed municipalities or the volunteer-based dog park associations include the following tasks:

- Picking up uncollected dog waste left behind on site
- Emptying waste receptacles
- Maintaining surfacing according to the material requirements.
- Pruning trees and shrubs
- Maintaining fencing or other edge device
- Maintaining any site furnishings, including seating, lighting, shelter, water play features, drinking water / washing stations

These tasks can absorb significant resources, which can limit the ability of a municipality to provide quality off leash spaces. As a result, dog park enthusiasts within the community are often willing to donate time and/or money to help maintain off leash areas.

For example, First Run Dog Park in New York City was established with the help of community volunteers in 1990, and since the park's inception it has largely relied on community donations for its upkeep. The community association recently raised \$450,000 to undertake major park renovations (Friends of First Run) Likewise, Citizens for Off Leash Areas (COLA) is a non-profit organization created to support and maintain off-leash areas in Seattle. The volunteer-based organization helps fundraise for off leash park maintenance through the collection of annual member fees (\$20 for individuals and \$100 for businesses). Volunteers also sit on a maintenance committee, and hold work parties every other month in different dog parks (COLA website).

VOLUNTEER RESOURCES

PRECEDENT: POINT ISABEL DOG OWNERS AND FRIENDS (PIDO), CITIZENS FOR OFF-LEASH AREAS, RICHMOND CALIFORNIA

PIDO is a non-profit organization with over 5,000 members who work closely with the East Bay Regional Park District (EBRPD) to maintain and protect Point Isabel as an off-leash dog area. A central goal of the organization is to educate park visitors about their responsibilities in following park rules and preserve the natural environment at Point Isabel.

Membership fees, shirt sales and donations are used to contribute \$2,000 a year to EBRPD to purchase biodegradable bags for dog waste. In addition, the volunteers coordinate monthly cleanup days to collect dog waste and pull weeds. Moreover, PIDO members have been engaged with EBRPD's Ecology Committee to ensure Round-Up is no longer used as a weed killer.

The organization also regularly publishes a newsletter to help raise public awareness of park maintenance, rules and etiquette, and ecology issues.

SOURCE: POINT ISABEL DOG OWNERS

4.2 WASTE MANAGEMENT

MANAGING WASTE

Improper dog waste management is a frequent topic of concern and conflict in municipalities with off leash areas.

In the City of Surrey, uncollected dog waste was perceived as the top drawback of off leash areas, cited by 17% of the public in the phone survey. Similarly, proper waste management was perceived the highest rated criteria determining the success of off-leash areas (Appendix 3.0).

In addition to improving the user experience at off leash areas, proper dog waste management can reduce the chance of disease and parasite transmission between dogs, from dogs to humans, and/or from dogs to wildlife.

DOG WASTE COLLECTION OPTIONS

Several municipalities have installed dog waste bag dispensers at off leash areas, and volunteer associations may take on the responsibility of keeping bag dispensers stocked.

Some dog parks surveyed have shovels, biodegradable cardboard scoops (e.g. City of Toronto), or metal scoops available to facilitate waste pick-up (e.g. Notre-Dame de Grace dog run, Montreal). Providing “pooch patches” - sandy areas where dogs can be directed to defecate - are one tool to help make collection easier.

DOG WASTE DISPOSAL OPTIONS

Dog waste is typically placed in on-site garbage receptacles and disposed of at municipal landfills, although this practice may not be allowed in all municipalities. A number of alternatives are compared in the table on pages 98-99.

Lees + Associates Landscape Architects explored dog waste composting options for a pilot project at Everett Crowley Park in Vancouver (Lees + Associates, 2005). The authors recommended that the park provide compostable plastic bags for waste collection, which would then be placed in an on-site composting container. Such a container would likely require

COLLABORATIVE COMPOSTING

PRECEDENT: CITY OF MONTREAL, NOTRE-DAME DE GRACE DOG RUN

In 2004 the Notre-Dame de Grace dog run implemented a successful dog waste composting program, managed by dog run association volunteers.

Park users collect dog waste with plastic shovels (no bags) and dispose of it directly to one of several composting bins located on-site. In turn, dog run association volunteers add sawdust and maintain the bins. Bin use is rotated to allow compost processes to complete.

Finished compost is then used on-site for flower beds, or taken by volunteers for use on home gardens (ornamental).

SOURCE: NEMIROFF AND PATTERSON, 2007

4.2 WASTE MANAGEMENT (CONTINUED)

a mechanized mixing and aeration system, or otherwise be maintained by volunteers. The biggest concern they identified was the potential for contamination of the system with non-biodegradable materials.

CREATIVE DISPOSAL: ANAEROBIC DIGESTER

PRECEDENT: PROJECT PARK SPARK, CAMBRIDGE, MASSACHUSETTS

A creative and practical solution to dog waste management has been piloted in a Cambridge dog park, where dog waste is used to power on-site lighting. Artist Matthew Mazzotta developed the concept for collecting dog waste in an anaerobic digester, which produces methane through microbial processes. The methane is currently burned on-site in an old-fashioned lamp post. Dog park users collect dog waste in biodegradable bags and simply deposit them into the digester, which can be periodically mixed with a hand-crank.

SOURCE: PARK SPARK PROJECT



Photo source: parksparkproject.com

OFF-SITE COMPOSTING

PRECEDENT: CITY OF TORONTO

In 2006 the City of Toronto undertook a parks waste audit and found that dog waste made up about 25% of all waste collected in city parks. In response, the City explored three dog waste management options: on-site septic systems (2 parks), a green bin waste collection system (5 parks), and a carry-in/carry-out program (2 parks).

The on-site septic system was deemed to be unsuccessful due to contamination by plastic bags and other materials, which impaired the functioning of the system and resulted in the material being ineligible for pick-up by a septic hauler.

The carry-in/carry-out program was successful at one of the two sites, and continues to be piloted there.

The green bin collection system was deemed to be the most successful of the three approaches, and has since been expanded to 15 parks in 2011. In this system, dog owners use paper bags and cardboard scoopers provided in the park, and deposit the materials with dog waste into a large green bin. Green bins are picked up by the city and composted at municipal composting facilities. Contaminants (e.g. plastic bags) deposited into the green bins can be separated at the municipal composting facility.

SOURCE: CITY OF TORONTO, 2008

SURREY RESIDENTS LIST SUSTAINABLE DOG WASTE MANAGEMENT AS THE TOP CRITERIA FOR SUCCESSFUL OFF LEASH DOG AREAS.

SOURCE: MUSTEL GROUP PHONE SURVEY, 2011



4.2 WASTE MANAGEMENT (CONTINUED)

COMPARISON OF WASTE MANAGEMENT OPTIONS FOR OFF LEASH AREAS

	LANDFILL DISPOSAL	ON-SITE SEPTIC SYSTEM	ON-SITE ANAEROBIC DIGESTER
DESCRIPTION	Dog waste is collected and deposited in on-site garbage bin.	Dog waste is collected using biodegradable bag, shovel / scoop and deposited into a below-ground septic system.	Dog waste is collected using biodegradable bag, shovel / scoop and deposited into an on-site anaerobic biodigester.
ADVANTAGES	As the “status quo” option, most people are familiar with the system, even if they do not always comply with waste pickup bylaws.	Dog waste and plastic bags are kept out of landfill sites. Waste is treated on-site.	Uses waste as a resource to power on-site lighting or other electrical features. Mixing can be performed with a hand crank or electric mixing system.
DISADVANTAGES	Dog waste and plastic bags go to the landfill site, where plastic can take centuries to degrade. There is a risk of disease / parasites to waste handlers. Most municipalities ban dog waste from landfills, but this does not appear to be enforced.	High risk of contamination from non-degradable materials (e.g. regular plastic bags), resulting in the material not being suitable for collection by septic haulers. High cost to municipality if they provide degradable bags.	Risk of contamination from non-digestible materials (e.g. regular plastic bags). Cost for acquiring system. Sludge still needs to be disposed of in a sanitary manner. Minimal power generation.
PRECEDENTS	Majority of municipalities currently use this method.	Explored in a City of Toronto pilot project, but contamination of system from non-degradable plastic bags resulted in the project not continuing.	ParkSpark Project, Boston, MA

ON-SITE FLUSHABLE	ON-SITE COMPOSTING	OFF-SITE COMPOSTING	COMMERCIAL PICK-UP SERVICE
Dog waste is collected in a flushable bag or by shovel / scoop and deposited into a dedicated on-site outdoor toilet.	Dog waste is collected in a compostable bag or by shovel / scoop and deposited into an on-site composting bin. The compost bin should be of adequate size and design to prevent problems with odours, flies, and vandalism.	Dog waste is collected in a compostable or paper bag and deposited into a green bin. The material is taken to a composting facility, which removes contaminants (e.g. non-compostables) prior to composting.	Dog waste is picked up by a commercial service that can visit the dog park on a regular schedule and dispose of the waste as desired by city.
Dog waste and plastic bags are kept out of landfill sites. Dog waste goes to the municipal wastewater treatment plant where it is properly treated. System can be designed to operate year-round.	Dog waste and plastic bags are kept out of landfill sites. Dog waste can be converted to compost that can then be used on ornamental gardens (with adequate safety precautions). Compostable bags can advertise local businesses to offset costs.	Dog waste and plastic bags are kept out of landfill sites. Dog waste can be converted to compost that can then be used on ornamental gardens (with adequate safety precautions). Contamination by non-compostables is addressed.	Dog waste and plastic bags are kept out of landfill sites. Dog waste is typically taken to the wastewater treatment plant for proper disposal.
Risk of system clogging from contamination with non-flushable materials (e.g. regular plastic bags). High water demand, although a low-flush toilet can be used. Increased demand on the City's wastewater collection and treatment infrastructure. High cost to municipality to provide flushable bags on site.	High risk that compost would not be properly managed, and that pathogens would remain. Risk of contamination from non-compostables (e.g. regular plastic bags). System requires people to maintain it or requires a mechanical mixing and aeration system. Cost to municipality if they are to provide degradable bags.	Costs to municipality to collect and process material off-site or to have a private firm collect / process. Requires having an off-site composting facility that is willing to compost dog waste, and that is able to remove contaminants (plastic, garbage) from material. Cost to municipality if they provide degradable bags.	Costs to municipality. Dog waste left on-site in between pick-ups.
Proprietary "Powerloo" toilet is designed for disposing of dog waste in outdoor settings (www.powerloo.com), and has reportedly been installed in a number of commercial settings. System is connected to municipal sanitary sewer.	Notre-Dame-de-Grace dog run, Montreal Tremans Marine State Park, Ithaca, NY	City of Toronto uses this approach in several dog parks (see precedent in this section).	In Pacific Spirit Park, Vancouver, a private contractor picks up uncollected dog waste weekly and takes the waste to the Iona Wastewater Treatment Plant for treatment.

4.3 COMMUNITY ENGAGEMENT

RATIONALE FOR COMMUNITY ENGAGEMENT WITH OFF LEASH AREAS

The success of an off leash area can be substantially improved if there is good community support for the park. Having good neighbourhood support for the off leash area can help to ensure there will be greater acceptance of the site. Good local dog owner support will help to foster a sense of local ownership and stewardship of the park.

Dog park users are often willing to commit personal resources to ensure the success of off leash areas, which can help defray the municipal cost of running these facilities. Through our public consultation process, for example, we found that 63% of open house participants (almost all of whom were dog owners) were willing to commit time and/or money to support off-leash off leash areas. The same sentiment was expressed by several participants at the Stakeholder Workshop (July 2011; Appendix 2.0).

Citizen groups can have several potential roles in stewarding off leash areas:

- Fundraising for off leash area maintenance and upgrades beyond a basic minimum standard set out by city.
- Organizing or participating in special events in the park, which can help foster community spirit and social connections.
- Performing some volunteer site maintenance, such as removing uncollected dog waste, and restocking garbage bag dispensers.
- Liaising with city staff regarding the need for enforcement and/or maintenance in the off leash area
- Maintaining good communication with park neighbours and other park users (e.g. via email list or facebook group), thereby allowing any concerns to be voiced directly and quickly to the off leash area group

- Communicating with other off leash area users via a community bulletin board and electronic communications
- Facilitating training for dogs and owners to help dogs be better behaved on and off-leash
- Helping connect shelter dogs with adoptive families
- Connecting people with helpful dog services / businesses
- Exploring group insurance for pets
- Organizing discussion groups, public lectures, newsletters, and other communications on the topic of dog health, behaviour, and welfare
- Providing extra surveillance / presence in public parks in early morning and late at night, potentially deterring illicit park activity
- Customizing the code of conduct for individual parks based on the local context, as appropriate.

65% of dog owners will give



TIME

+ / or



MONEY

to support off leash dog parks

SOURCE: DOG OWNERS AT OPEN HOUSE SERIES 1

4.4 PRIVATELY-RUN DOG PARKS

PRIVATE DOG PARKS ON PUBLIC LAND

The City of Surrey has identified a moderate level of public support (39% of people surveyed) for partnering with the private sector to improve service delivery in public parks (PERC, 2008). This type of arrangement may lower the City's costs for building and maintaining off leash areas.

Leasing public land to private dog park organizations is one approach to public-private partnerships. The City may charge the private organization leasing fees. In turn, the private dog park organization may charge membership fees from park users in order to pay for park amenities and maintenance.


Despite the apparent level of support for such private-public arrangements, park users may be resistant to paying fees for access to public land. As with publicly-run dog parks, non dog owners may object to losing access to park land. Selection of such sites should follow the provision and location guidelines outlined in this report (Section 2.7).

It is recommended that the City consider working with private groups to facilitate privately-run dog parks provided they do not undermine the delivery of publicly-accessible dog parks as proposed in this strategy. In considering private proposals, the value of the City's contribution should be sufficiently offset by the proponent's proposal through a Request for Proposal process. Such proposals should be presented to and reviewed by Council.

PRIVATE DOG PARKS ON PRIVATE LAND

Private dog parks on private land are commonly encountered in American jurisdictions. Land owners may develop a private dog park on their land as a business, with revenue coming from daily, monthly, or annual access or membership fees. Additional amenities and services are typically found at private dog parks, and may include dog training, grooming, and boarding. Private dog park managers sometimes require temperament screening before dogs are allowed to use their facilities.

Private developers may also play a role in developing smaller-scale dog parks in new developments. A municipality may choose to offer development incentives to private developers in order to encourage the provision of more off leash areas in new developments. While individual dog parks may be smaller in size than the recommended 0.5 hectares, multiple small dog parks may help to disperse the demand on each site. A recent example of a private dog park developed in the City of Surrey is that of the dog park at Morgan Crossing.



MORGAN CROSSING DOG PARK, SOUTH SURREY

4.5 OFF LEASH AREA CODE OF CONDUCT

CODE OF CONDUCT

PRECEDENT: LONG BEACH, CA

The following are public safety etiquette rules from Long Beach, California:

- Each dog must be under the control of an adult.
- Only one dog per adult is permitted.
- The dog must be under visual and voice control at all times.
- Pick up after your dog and dispose of waste in provided containers.
- Dogs must be older than 4 months, vaccinated and licensed.
- Puppies younger than 4 months are not permitted for their and other dogs' protection.
- Owners must have a leash. Dogs shall be on leashes whenever outside Dog Park/Zones.
- No aggressive dogs.
- Dog owners are legally responsible for injuries caused by their dog.
- Professional dog trainers/handlers are not permitted to use the facility for instruction.
- No female dogs in heat.
- All dogs must wear a collar with current tags.
- No spiked collars; they can hurt other dogs.
- No food – human or dog – of any kind.
- Owners shall provide drinking water for their dogs as needed.
- Children must be supervised by adults.
- Children are not permitted to run, shout, scream, wave arms or excite or antagonize dogs.

Developing a set of rules or “code of conduct” for off leash areas is important for encouraging a safe and pleasant experience for all park users. Dogwood Park (South Surrey) has developed a basic set of rules that could be used as the basis for a more comprehensive code of conduct for Surrey’s off leash areas.

Having a consistent set of rules for all off leash areas may help increase compliance among park users who frequent more than one off leash area. Additional rules may be necessary at some off leash areas depending on unique site conditions or amenities. Special rules may need to be added if there are water features or agility features present.

Developing an off leash area code of conduct should be done with the participation of dog owners and off leash area users. This will help to ensure that the rules are realistic and that they will be adhered to. In particular, additional consultation with off leash area users should be undertaken to develop an approach to address commercial dog walking activities in off leash areas.

Off leash area rules should be clearly posted in a least one location at each site to ensure that they are visible by all park users. Additional promotion and communication of the rules could be done through the distribution of brochures or “wallet cards” to off leash area visitors, and through dog licensing renewal mail-outs.

Some membership-based dog parks require new users to sign an agreement to indicate that they will abide by the rules and encourage others to do the same.

4.6 ENFORCEMENT + SELF-POLICING

ENFORCEMENT OF BYLAWS

In a survey of several North American municipalities (Surrey, 2010), the majority of jurisdictions were found to take a predominantly educational approach to encouraging compliance with applicable bylaws.

Many municipalities keep track of repeat offenders, and some (e.g. Denver) issue increasing fine amounts for multiple bylaw infractions.

THE ROLE OF SELF-POLICING

Several municipalities partner with citizen associations for encouraging compliance in off leash areas. Examples of education and “self-policing” in surveyed municipalities include the following:

- Having highly visible off leash area code of conduct at the off leash area sites
- In Prospect Park, NYC, volunteers from the dog owner association distribute wallet cards with dog park information and code of conduct expectations to dog park users.
- Some municipalities or dog park associations facilitate formal training opportunities at the dog park to encourage good dog and dog owner behaviour. For example, Clark County, Nevada, facilitates free informational and obedience training lessons at municipal dog parks.
- Technology (e.g. smartphone apps, texting) can be used by park visitors to report violations to the local citizen group or to the appropriate authorities. This technology is used in Boston, where residents can report municipal maintenance needs to the appropriate city department.
- Some municipalities or dog park associations have employed controlled access measures to ensure that only registered users can access the off-leash parks (e.g. through gate access codes, swipe cards, or colour-coded dog tags / bandanas that signal park membership). Swipe-card access was tried by Mecklenburg County, North Carolina, but has since been phased out due to high operations costs.

VOLUNTEER POLICING

PRECEDENT: WATCH DOG PROGRAM, ARNOLD, MISSOURI

Arnold, Missouri’s “Watch Dog” program helps to ensure compliance with park rules at “Paw Park,” Arnold’s only dog park. Volunteers are identified by “watch dog” shirts to identify their presence at the dog park. They encourage compliance with dog park rules, and discretely report repeat violators to the appropriate municipal officials.

SOURCE: ARNOLD, MISSOURI

CONTROLLING ACCESS

PRECEDENT: CITY OF DENVER

The City of Denver stipulates that only licensed dogs may use off leash areas. Licensed dogs must have a colour-coded dog tag displayed on their collar. Violators of Denver’s leash laws are also fined increasing amounts for multiple bylaw infractions.

SOURCE: DENVER, 2010



VOLUNTEER FUNDRAISING

PRECEDENT: LEASH-FREE MISSISSAUGA, ON

Leash Free Mississauga helps to organize and maintain off-leash parks in the City of Mississauga, Ontario. Volunteers work closely with Mississauga Recreation and Parks. All costs of off-leash parks are covered by volunteer fundraising and annual membership fees, which are \$10 per dog, or \$15 for more than one dog.

SOURCE: LEASH FREE MISSISSAUGA

PRECEDENT: CITIZENS FOR OFF-LEASH AREAS, SEATTLE

“Citizens for Off-Leash Areas” (COLA) is a non-profit organization created to advocate for and steward off-leash areas in Seattle. The organization is involved with park maintenance, dog owner education, fundraising, and organizing special events for dog owners and dogs. The organization helps assign dedicated park stewards to each dog park, and liaises with the City on off-leash park matters. The organization holds work parties every other month in different dog parks around the city, and hosts several fundraising events (PAWS walk, Furry 5k, Dog-o-ween) to raise funds for dog parks. Funds are also received from annual member fees, which range from \$20 (individual) to \$100 (business). Funds raised go to park maintenance, promoting new off-leash sites, and member communications (newsletter, phone line, educational brochures).

SOURCE: COLA WEBSITE

4.7 MONITORING & ASSESSMENT

The physical and social environment of an off leash area can quickly deteriorate if there is not a good system in place for regular monitoring and assessment.

Monitoring and assessment should be undertaken on a regular basis by park staff. Monitoring efforts can be greatly assisted by maintaining good communication with an active and engaged local dog park association. Off leash area volunteers or site users can keep a log of problems and report these to the appropriate city officials on a regular basis.

Assessing physical site conditions should consider:

- Condition of surface materials
- Functioning of site lighting, gate closures, and water systems
- Presence of uncollected dog waste and whether there is an adequate capacity of waste bins

Assessing the social conditions of an off leash area is more difficult to undertake on a one-off site visit, but it is of equal importance for the long-term success of the park.

In conversations with dog owners at the Master Plan open houses and workshops, there appear to be some off leash areas in Surrey that have become underused due to the regular presence of inconsiderate dog owners and aggressive dogs. Again, active off leash area volunteers or site users can play a role in helping to report these conditions to city officials for follow-up.

Additional monitoring recommendations from the City of Victoria are highlighted in the precedent box on the opposing page.

UNCOLLECTED DOG WASTE + GENETIC TRACKING

In the future there may be improved opportunities to trace the origin of uncollected dog waste through DNA identification. Such an endeavour would require developing and maintaining a DNA database for city dogs, and using this to track the owner of the uncollected dog waste. This approach is not considered cost effective or feasible for the City of Surrey to undertake at this time.

EVALUATING OFF-LEASH SITES

PRECEDENT: VICTORIA, BC

The City of Victoria has developed a list of indicators and tools to evaluate the success and state of its off leash dog areas (Victoria 2004), as follows:

General

- Before and after photos of off leash areas (OLAs) to provide baseline and to document changes
- Complaints, calls and feedback received by City
- Committee visits to parks on a quarterly basis to inspect site
- Issues arising from community / stakeholder meetings
- Feedback received from parks operations staff, maintenance contractors, etc

Enforcement

- Number of educational tickets/fines or reported infractions in OLAs
- Number of educational tickets/fines or reported infractions *outside* of OLAs

Safety

- Number and nature of reported incidents in OLAs and outside of OLAs

Maintenance

- Amount of dog feces in and outside of OLAs

- Status/condition of turf and other vegetation in OLAs
- Status/condition of infrastructure in OLAs

Economic

- Review of time spent by city staff on OLAs (maintenance, meetings, enforcement, etc)
- Review of all costs associated with upkeep of OLAs
- There may be opportunities to use current technologies (e.g. iPhone applications, smart phones) for rating parks and reporting maintenance needs

In 2006, the City of Victoria conducted a survey of dog off leash area visitors and non dog owners who lived adjacent to some off leash dogs parks. This was done to evaluate the success of the parks after they had been in operation for one year. The following were some of the key results of their study:

- Both dog park users and neighbourhood residents reported that the dog park had an overall positive impact on the neighbourhood
- Both groups thought the program achieved a reasonable balance between the needs of dog owners and non dog owners.
- Few neighbourhood residents had concerns regarding the off leash dog park. Of the concerns mentioned, dog waste and a perceived safety risk were reported.

SOURCE: VICTORIA, 2007

4.8 BEST MANAGEMENT PRACTICES FOR SURREY OFF LEASH AREAS

MAINTENANCE

- Provision of dog park amenities should be informed by the classification of the off leash area (neighbourhood, community, destination) and corresponding maintenance resources available for the site.
- Durable and low-maintenance materials and site furnishings should be selected to reduce maintenance demands.
- The maintenance plan for each site should address the collection and disposal of dog waste; pruning plants; and maintaining surfacing, fencing, site furnishings, and water supplies.
- Opportunities should be identified to engage dog park associations and/or local volunteers with site maintenance.

WASTE MANAGEMENT

- Dog waste collection may be facilitated by providing an adequate number of well-distributed waste receptacles.
- Visible signage in multiple locations should be used to encourage park users to pick up after their dogs.
- Sustainable dog waste management strategies should be explored. Off-site composting and anaerobic digesters are recommended for exploring through pilot projects in City of Surrey off leash areas (see Section 4.9)

COMMUNITY ENGAGEMENT

- The City of Surrey can encourage dog park stewardship by facilitating the set-up of dog park associations for each site, formed by local volunteers.
- The City of Surrey may consider providing dog park associations with group facilitation training, meeting space, communications assistance, and/or other resources to help increase the success of the group.
- Dog park associations may play a variety of roles in the operation of an off leash dog area. Roles may include liaising with city staff, fundraising for off leash area upgrades,

encouraging compliance with off leash area rules, and facilitating dog training.

DOG PARK CODE OF CONDUCT

- A consistent set of off leash area rules should be developed for all sites in Surrey; additional rules may be developed as necessary for individual off leash area sites depending on unique site conditions or amenities.
- Promotion of off leash area code of conduct can be facilitated by distributing the park rules through private businesses and dog licensing mail-outs.
- Off leash area code of conduct should be highly visible in at least one location at each site.

ENFORCEMENT + SELF-POLICING

- Dog park associations can be trained to take an active role in self policing off leash areas.
- City bylaw officers should be available to enforce off leash area rules when warranted. Dog park association volunteers can help to notify city bylaw officers when additional enforcement appears to be needed.
- The use of technology (e.g. texting, smartphone apps) can be used by volunteers and park visitors to help the City track and respond to infractions.

MONITORING + EVALUATION

- Regular monitoring is important to address emerging issues and to ensure long-term success of each off leash area.
- Physical site conditions should be monitored for condition of surface materials; functioning of site lighting, gate closures, and water systems; presence of uncollected dog waste; and capacity of waste bins.
- Technology (e.g. texting, smartphone apps) can help dog park volunteers and users report concerns with physical site conditions (e.g. maintenance needs) and/or social site conditions (e.g. rule infractions).

TOP 5 BEST MANAGEMENT PRACTICES IDENTIFIED BY PARKS STAFF:



FENCING



CLEAR SIGNAGE TO COMMUNICATE DOG PARK RULES



ACCOMMODATING YEAR-ROUND USE



SUSTAINABLE DOG WASTE MANAGEMENT



PROTECTING WATER QUALITY AND HABITAT AREAS

SOURCE: STAFF WORKSHOP SURVEY RESULTS

4.9 SUGGESTED PILOT PROJECTS: OFF-SITE COMPOSTING OF DOG WASTE + ANAEROBIC DIGESTION

OFF-SITE COMPOSTING

Off-site dog waste composting is a recommended waste management approach for the City of Surrey to investigate on a pilot project basis.

As mentioned in the summary table (Section 4.2), off-site composting involves the collection of dog waste in biodegradable (e.g. paper or plant-based plastic) bags and disposed in on-site green waste collection bins.

Green bins are collected on a regular schedule (e.g. once per week) by the assigned personnel and transported off-site to a composting facility. Is it essential for the off-site composting facility to compost dog waste at temperatures high enough to kill any pathogens; otherwise, the composted material could pose a human health risk. The composting facility should also be set-up to remove non-compostable contaminants (e.g. regular plastic bags). It is for these reasons - removal of non-compostable contaminants and high temperature composting - that off-site composting is recommended over on-site composting.

The City may wish to contract out waste collection and off-site composting to a private composting company in the Surrey or Lower Mainland area. Alternatively, the City of Surrey may wish to undertake composting in-house if they have the desire and capacity to do so.

To distinguish itself as a leader in complete dog waste management, we recommend that the City of Surrey purchase the growing medium produced from the composted dog waste. The composted product would be ideally suited for use in off leash area planting areas.

Having a purchasing agreement between the City of Surrey and the composting business may help to overcome any reluctance on the part of the private composting business to participate. Private composting businesses are typically hesitant to compost biosolids if they perceive there to be low customer demand for the resulting composted material.

ANAEROBIC DIGESTION

A second waste management pilot project for the City of Surrey's consideration is anaerobic digestion. This technology breaks down organic matter using microbial processes and produces methane gas. This gas is then collected and used as an energy source.

In a dog park setting, dog waste is collected using biodegradable bags and deposited into an on-site digester. The digester is then stirred with a hand-powered crank to speed up decomposition. Methane gas can then be collected and used on-site for small electrical demands. In the case of the Cambridge-based "ParkSpark project" (see Section 4.2), methane gas is turned into electricity to power one lamp post in the dog park. Residual organic sludge remaining in the digester must be collected periodically and could be disposed of at a wastewater treatment facility or off-site composting facility.

Anaerobic digestion as a dog waste management tool may be most appropriate to pilot in a high traffic dog park in Surrey. While the initial cost of implementing such a system may be higher than off-site composting, it is a creative way to engage the public in sustainably managing dog waste. Its use may also help draw wider public attention to the issue of dog waste management in the city, and it may help to communicate the idea that waste can be a potentially valuable resource.



Photo source: flickr CC user tim.arthur



OFF-LEASH AREAS ARE
SOMEWHAT MORE
POPULAR WITH YOUNGER
RESIDENTS AND THOSE
WITH CHILDREN AT HOME.

SOURCE: MUSTEL GROUP PHONE SURVEY, 2011

5.0 RESOURCES

5.1 REFERENCES

5.2 MUNICIPALITIES WITH DOG PARK PLANS



5.1 REFERENCES

- Arnold, Missouri. Paw Park Brochure. Accessed online: www.arnoldmo.org
- Association of Synthetic Grass Installers (ASGI). 2008. "Artificial Turf Recycling Carpet Recovery Effort." Accessed online: asgi.us/123/artificial-turf-recycling-carpet-recovery-effort-care.html
- Bain, M., Benjamin Hart, Kelly Cliff, and Lynette Hart. 2003. Off leash areas: What Makes Them Work? Presentation at the International Society of Anthrozoology 12th Annual Conference, Canton, Ohio.
- Black, Lisa. March 27, 2007. Dog Park Violence on the Rise. Chicago Tribune.
- Citizens for Off Leash Areas (COLA) website. Seattle, Washington. Accessed online: coladog.org
- Denver Parks and Recreation. 2010. Dog Park Master Plan & Policy Recommendations. City of Denver, Colorado.
- Flagstaff, City of, Arizona. 2011. Dog Park Water Quality Improvements. Accessed online: flagstaffstormwater.com/index.aspx?NID=112
- Frawley, E. 2011. Dog Parks: Why They are a Bad Idea. Accessed online: <http://leerburg.com/dogparks.htm>
- Friends of First Run. The First Run Renovation Project. Accessed online: dogster.org/therun_renovation
- Garfield, Lynell and Mark Walker. 2008. Microbial Water Quality and Influences of Fecal Accumulation from a Dog Exercise Area. Journal of Environmental Health. 71(4): 24-29.
- Government of Victoria. 2011. (Dog Poo Litter) Toilet Areas. Accessed online: litter.vic.gov.au/www/html/685-toilet-areas.asp
- Greater Vancouver Regional District (GVRD). 2001. Canine Conundrum: Report of the Inter-municipal Work Group on Dog Management in Parks. Regional Parks Department. [Metro Vancouver]
- Kawczynska, Claudia. "The Politics of Creating a Dog Park." The Bark website. Accessed online: thebark.com/content/dog-park-rd
- K9 Grass - Forever Lawn. Accessed online: foreverlawn.com
- Leash Free Mississauga. Mississauga, Ontario. Accessed online: www.leashfreemississauga.com
- Lees and Associates Landscape Architects. 2005. Dealing with Dog Waste in Vancouver Parks: Preliminary Research for Dog Waste Composting at Everett Crowley Park.
- LFR Environmental Management and Consulting Engineering. (LFR) 2008. Environmental Document Discussing the Conversion of an Athletic Field to a Synthetic Surface, Highlands Park Lower Athletic Field, San Carlos, California. Accessed online: cityofsancarlos.org
- Long Beach, City of. 2011. Parks, Recreation and Marine Recreational Dog Facilities. Dog Parks: Rules. Accessed online: longbeach.gov/park/parks_and_open_spaces/parks/dog_parks.asp
- Magnuson Off Leash Group (MOLG). Accessed online: molg.org
- Marin Humane Society. 2011. Dog Parks are a Great Place to Learn Bad Behavior. Accessed online: <http://www.marinhumanesociety.org/Press/InNews/tomdogparks.html>
- Markham, Town of. 2008. Guidelines for Permanent Off Leash Areas. Town of Markham Parks Department.
- Mustel Group Market Research (Mustel Group). 2011. City of Surrey Off Leash Dog Park Survey.
- Nemiroff, Leah and Judith Patterson. 2007. Design, Testing and Implementation of a Large-Scale Urban Dog Waste Composting Program. Compost Science and Utilization. 15(4): 237-242.
- Park Spark Project website. Accessed online: parksparkproject.com

- PhiladelphiaSpeaks discussion forum. Accessed online: www.philadelphiaspeaks.com.
- Professional Environmental Recreation Consultants Ltd (PERC). 2008. City of Surrey Parks, Recreation and Culture Strategic Plan.
- Point Isabel Dog Owners (PIDO). Accessed online: pido.org
- Portland Parks and Recreation. 2010. Fenced / Unfenced Off-Leash Areas.
- Ramsey County Parks and Recreation Department, Minnesota. No date. Pets in Ramsey County Parks and Open Spaces.
- Richmond Hill, Town of. 2008. Dogs Off Leash Feasibility Assessment. Parks, Recreation and Culture Department. Parks Development and Design Division.
- Salt Lake County, Utah. 2008. Off Leash Dog Park Master Plan.
- Seattle, City of. Off-leash areas: Warren G. Magnuson Park. Accessed online: seattle.gov/parks
- Surrey, City of. 2000. Natural Areas: Access and Recreation Management Strategy.
- Surrey, City of. 2011. Ecosystem Management Study.
- Toronto, City of. 2008. Waste Audit of City Parks - Supplementary Report.
- Toronto, City of. 2010. People, Dogs and Parks – Off-Leash Policy. Toronto Parks, Forestry & Recreation.
- University of Rhode Island. 2004. Water Quality Protection Brochure.
- US Environmental Protection Agency (US EPA). 2001. Source Water Protection Practices Bulletin: Managing Pet and Wildlife Waste to Prevent Contamination of Drinking Water. EPA Bulletin EPA 916-F-01-027. Accessed online: epa.gov/safewater/sourcewater/pubs/fs_swpp_petwaste.pdf
- US National Parks Service (US NPS). 2011. Golden Gate National Recreation Area California: Draft Dog Management Plan / Environmental Impact Statement.
- Victoria, City of. 2004. Recommendations for Leash Optional Areas in the City of Victoria.
- Victoria, City of. 2007. Survey Summary - First Year Evaluation of Off-Leash Areas.
- Watson, Traci. June 6, 2002. Dog waste poses threat to water. USA Today.
- Working for Green - Jackass Acres K-9 Korral. Video. Accessed online: http://www.metacafe.com/watch/4358610/working_for_green_jackass_acres_k_9_korral/
- Wright, Mary, Helena Solo-Gabriele, Samir Elmir and Lora Fleming. 2009. Microbial load from animal feces at a recreational beach. Marine Pollution Bulletin. 58: 1649–1656

5.2 MUNICIPALITIES WITH DOG PARK PLANS

Several municipalities across North America, including the City of Surrey, have undertaken dog park planning efforts in recent decades. The scope of these planning efforts varies, but most are done with the intent of guiding the establishment and design of new or existing off leash areas.

The following are selected municipalities with off leash dog park planning documents:

- City of Surrey, 2001 "Site Selection and Conceptual Design for New Dogs Off-Leash Areas"
- Toronto, ON, 2007 "People, Dogs and Parks Off-Leash Policy" (updated in 2010)
- Victoria, BC, 2004 "Recommendations for off leash optional areas in the City of Victoria." The City of Victoria has also produced a valuable report evaluating the success of its pilot off leash dog areas ("Paws in Parks") program.
- Kingston, ON, 2009 "Off-Leash Dog Areas Policy"
- Hamilton, ON, 2003 "Leash Free Parks Program Policy"
- Halifax, NS, 2007 "Off Leash Parks Strategy"
- Calgary, AB, 2011 "Off Leash Area Management Plan"
- Burnaby, BC, 2007 "Dog Off-leash Facility Strategy"
- Denver, CO, 2010 "Dog park master plan and policy recommendations"
- Portland, OR, 2004 "Off leash program evaluation and recommendations"
- Richmond Hill, ON, 2008 "Off-leash dog area policy"
- Salt Lake County, UT, 2008 "Off leash dog park master plan"
- San Francisco, CA, 2002, "Dog Policy"
- Vancouver, BC, 2008, "Dog Strategy Task Force - Summary Report"

APPENDICES

APPENDIX 1.0: STAFF WORKSHOP

APPENDIX 2.0: STAKEHOLDER WORKSHOP

APPENDIX 3.0: PHONE SURVEY

APPENDIX 4.0: ONLINE SURVEY

APPENDIX 5.0: OPEN HOUSE SERIES 1

APPENDIX 6.0: OPEN HOUSE SERIES 2

APPENDIX 1.0 STAFF WORKSHOP

1.0 OVERVIEW

2.0 MEETING MINUTES

3.0 WORKSHOP QUESTIONNAIRE

**4.0 EVALUATION OF EXISTING
FACILITIES**

5.0 MULTIPLE PARK USES

6.0 MAPPING EXERCISE

7.0 SUMMARY

1.0 OVERVIEW

The following summarizes the information gathered through the Staff or 'Working Committee' workshop held during the preliminary phase of the City of Surrey 2011-2020 Dog Off Leash Area Strategy. Input received at this meeting will help inform operational strategies to design, build and operate off leash areas, provision and location guidelines, and the recommendation of future off leash area sites.

The staff workshop was held in April 2011, and it was attended by seven members of City of Surrey staff, from parks planning, parks development, parks operations, urban forestry and environmental programs.

Participants evaluated existing facilities and explored potential conflicts and ways of mitigating conflicts between off leash dog areas and other common park uses:

ADJACENT LAND USES

- Playgrounds – require fencing and buffer between OLAs and playgrounds; OLAs with playgrounds nearby (but separate) could be attractive destinations for families with kids and dogs
- Schoolyards – require good siting to prevent children from entering / using off leash areas; need to be particularly careful about preventing OLA runoff from entering areas where children play. Off leash areas would be beneficial for activating school grounds outside of school hours, potentially reducing undesirable park uses.
- Community Centres – can be compatible, require some buffering from indoor/outdoor community centre uses
- Sports fields – can be compatible in proximity to sports fields; if sports fields themselves are used as OLAs outside of sports activities dog owners would need to make sure dog waste is not left on fields
- Community gardens – can be compatible if there are raised beds to prevent potential contamination or damage to garden beds from dogs

RECOMMENDED POTENTIAL LOCATIONS FOR DOG OFF LEASH AREAS

Top potentially-suitable sites: (3 votes each)

- Park near Fergus creek
- Colebrook Park
- Crescent Park
- Sullivan Park

Next most suitable sites (2 votes each)

- Guy Richardson Park
- Claude Harvey Park
- Bakerview Park
- Redwood Park
- Latimer Park
- Bob Rutledge Park
- park near 35 ave and 149 st
- Lionel Courchene Park
- Bridgeview Park
- Poplar Park
- Forsyth Park
- Hawthorn Park
- Cottontail Tot-lot (QE Meadows Park)
- Unwin Park

SUCCESSFUL OFF LEASH AREAS

HIGHER PRIORITY ATTRIBUTES:

- Minimal impact to sensitive environmental habitats
- Within walking distance
- Fun for dogs and people
- Opportunities to socialize and strengthen community connections

MODERATE PRIORITY ATTRIBUTES:

- Durable materials
- Clear rules of etiquette
- Safe for dogs and people
- Amenities
- Respectful of neighbours
- Recreation opportunities for dogs (e.g. agility training)

BEST MANAGEMENT PRACTICES

HIGHER PRIORITY PRACTICES:

- Fencing (low-cost fence preferred, not chain-link if possible)
- Signage / Clear communication of off leash area boundaries and rules
- Accommodating of year-round use
- Sustainable dog waste management
- Protecting water quality and habitat areas

SURFACE MATERIALS

Staff identified sand, gravel, grass and / or a combination thereof as the preferred surfacing material for off leash off leash areas.

2.0 MEETING MINUTES

The following workshop participants were present at the workshop held at the Surrey Parks Yard on April 15, 2011 (approx. 11:00am - 1:30pm):

City of Surrey:

Ted Urich
 Manager, Parks Planning, Research & Development
 Greg Ward
 Manager, Urban Forestry & Environmental Programs
 Chris Velin
 Parks Development Technician
 Jeff Graham
 Park Development & Construction
 Nick Whittingham
 Parks Operations Coordinator – North Operations
 Rudy Booiman
 Parks Operations Coordinator – South Operations
 Marty Benson
 Parks Operations Coordinator – North Operations

Consultant Team:

Jeff Cutler	space2place
Marisa Bernstein	space2place
Alison Maddaugh	space2place

Regrets:

Tim Neufeld
 Manager of Parks - South Operations
 Dan Nielsen
 Special Projects Manager
 Sukhi Bahia, Parks Operations Coordinator - Athletic
 Community Development

OVERVIEW

The session began with a round of introductions, following which Alison reviewed the agenda which had been distributed to participants.

1.0 EVALUATION OF EXISTING FACILITIES

The seven existing off leash areas in Surrey were reviewed, in the following order:

1. Clayton Park (Cloverdale)

2. Freedom Park (Fleetwood)
3. Serpentine Park (Newton)
4. Tannery Road Park (Whalley / City Centre)
5. Kennedy Park (Whalley / City Centre)
6. Blackie Spit (South Surrey)
7. Dogwood Park (South Surrey)

The participants were asked the following questions in order to guide the discussion and generate a list of pros and cons:

1. what do you like best about the dog park?
2. what would you like to change?

Following an in-depth evaluation of each site (see section 4.0, below), there was a brief discussion about the need for people to have better control over their dogs. Many dog parks are places for human socialization, which consequently diverts attention away from the dogs. Participants also discussed the possible need to separate portions of a dog park by size or level of aggression.

2.0 COMPATIBLE PARK USE

Alison introduced the next exercise to help the team evaluate compatible adjacencies, which will inform provisional and location guidelines. It was intended to get participant feedback on the following items, by inviting participants to identify whether off leash areas are suitable for being located adjacent to the following park uses:

1. playgrounds
2. schoolyards
3. community centres
4. sports fields
5. residential areas
6. utility corridors
7. reclaimed landfills
8. passive recreation sites (i.e., picnic areas)
9. nature walks / hiking trails
10. forested areas
11. sites adjacent to riparian areas
(OLDP not to encroach riparian buffer)
12. water bodies (i.e., rivers, streams, beach areas)

Because of time constraints, items 5 - 12 were not covered in the session. GW noted that he was able to provide additional information on Surrey's guidelines for off leash dog facilities in natural areas in a report he would forward to the Consultants. The report was subsequently delivered, and the guidelines are

summarized in the appendix of this document.

3.0 MAPPING EXERCISE

Committee members were asked to take part in a mapping exercise in order to identify sites for potential off leash areas. Green sticky tabs indicated suitable sites, while orange sticky tabs indicated unsuitable sites. Participants had the option to add more than one tab to a site, in order to reflect agreement with another person’s selections. This allowed the group to identify which sites were most viable, according to input from the working committee.

See page 9 for participant responses.

To best complete the exercise, existing maps located in the Parks Yard were used rather than the ones generated by the Consultants. The Consultant Team has acquired additional information to generate improved maps in preparation for the Open House events.

4.0 SUCCESSFUL DOG PARKS

Handouts were distributed to participants, which included a questionnaire to identify key attributes of successful dog parks, best management practices, and feedback on surface materials (refer to Appendix for copies of handout).

GW requested a modification to the wording of the survey, to revise the attribute “no environmental impact...” to be changed to “minimal environmental impact...”, and to include “shade” and “trees” in the list of park amenities. The Consultant Team agreed with these suggested improvements, and revised the documents.

Participants were asked to identify the top 5 attributes of successful dog parks, and of the seven completed surveys, responses were as follows:

- 6 votes minimal impact to sensitive environmental habitats
- 4 votes within walking distance
- 3 votes fun for dogs and people
- 3 votes opportunities to socialize and strengthen community connections
- 2 votes durable materials
- 2 votes clear rules of etiquette
- 2 votes safe for dogs and people (including separated areas)

- 2 votes amenities (eg. benches, fountains, WCs, shade, trees...)
- 2 votes respectful of neighbours
- 2 votes recreation opportunities for dogs (running, agility etc)
- 1 vote regular maintenance
- 1 vote well defined edges
- 1 vote network of paths
- 1 vote ample parking
- 1 vote central location
- 1 vote green (other)
- 1 vote drainage (other)
- 1 vote rabbits to chase, or rats (other)

Based on this input, it is clear that environmental protection is a priority among City of Surrey staff. The item receiving the second most number of votes concerns accessibility, with the desire to have off leash areas located within walking distance. This criteria clearly informs the location and provision guidelines in that to meet this demand a very large number of off leash sites would need to be provided, either as dedicated spaces or potentially accommodating off leash hours within parks that otherwise require dogs to be leashed. It is also related to developing ‘walkable’ neighbourhoods that promote community socialization while reducing vehicle use.

The playful and social potential of dog parks was also highlighted as key attributes; participants emphasized the desire to create sites that are fun for dogs and people, while promoting social connections among owners. This feedback clearly outlines priorities among attributes of successful dog parks, and identifies a vision for these sites to be valuable community amenities.

5.0 PROMOTING BEST MANAGEMENT PRACTICES

The handouts also included a questionnaire asking participants to identify the top 5 best management practices. Of the seven completed surveys, responses were as follows:

- 6 votes fencing
- 5 votes signage/ clear communication of dog park boundaries and rules
- 5 votes accommodating year-round use

5 votes	sustainable dog waste management
4 votes	protecting water quality and habitat areas
2 votes	regular maintenance
2 votes	community / user group monitoring
1 vote	double-entry gates
1 vote	potable water for dogs (other)
1 vote	size (other)
1 vote	green, shade, paths in forest (other)
1 vote	owners to self-police (other)

The responses indicate that clarity is important when defining off leash sites. The Working Committee identified ‘fencing’ as the highest priority for best management practices, which reflects the importance of providing enclosed areas with well-defined edges to clearly delineate off leash areas. In addition, communicating the rules of these sites is also identified as important to the success of the park.

Environmental protection also ranked high, which echoes the responses received from the previous question on successful attributes. The final item to highlight was the emphasis on accommodating year-round use, which may reflect the maintenance concerns relating to surface wear and drainage particularly in the wet winter months, along with the simple need to provide sites that the public can routinely access.

When asked to identify preferred surfacing materials for off leash parks, respondents noted the following: sand (for drainage and self-cleaning properties), half inch minus crush dust (for the same benefits), and grass (visually pleasing for non-dog park users too, and can periodically close areas to allow the grass to recover when worn). Using a combination of sand and grass was suggested, depending on wet or dry site conditions. In addition, one participant recommended providing multiple surfaces within a park, with more durable materials located in areas of concentrated use such as entries and social areas.

6.0 SHARED USE / OFF LEASH HOURS

Participants were encouraged to give their opinions regarding the prospect of implementing shared use measures. They were asked the following questions:

1. what's stopping us from implementing off leash

hours in public parks?

2. under what conditions might seasonal or timed use be acceptable?

7.0 SUMMARY AND NEXT STEPS

At the end of the meeting, AM and TU concluded with a brief summary of the next stages of the process towards the upcoming Open House events, Stakeholder Workshops and Off leash areas report.

The meeting was adjourned.

3.0 WORKSHOP QUESTIONNAIRE

WORKING COMMITTEE WORKSHOP

SURREY OFF LEASH DOG PARKS

2011.04.15

KEY ATTRIBUTES OF SUCCESSFUL DOG PARKS

Check **5** of the boxes below to identify the top **5** attributes of a great off leash dog park:

- opportunities to socialize and strengthen community connections
- durable materials
- regular maintenance
- clear rules of etiquette
- safe for dogs and people (including separated areas)
- well defined edges
- network of paths
- ample parking
- within walking distance
- central location
- amenities (eg. benches, fountains, WCs, shade, trees...)
- respectful of neighbours
- minimal visual impact
- fun for dogs and people
- recreation opportunities for dogs (running, agility etc.)
- minimal impact to sensitive environmental habitats
- other: _____

Your input will be used to help generate a VISION STATEMENT for Surrey's Off Leash Dog Parks, and to identify PRIORITIES among key issues of concern.

 WORKING COMMITTEE WORKSHOP

SURREY OFF LEASH DOG PARKS

2011.04.15

BEST MANAGEMENT PRACTICES FOR SUCCESSFUL DOG PARKS

Check **5** of the boxes below to identify the top **5** criteria / features to promote health, safety and sustainability from a management perspective:

- fencing
- double-entry gates
- regular maintenance
- signage / clear communication of dog park boundaries and rules
- community / user group monitoring
- separation of large and small dog areas
- accommodating year-round use
- sustainable dog waste management
- protecting water quality and habitat areas
- other: _____

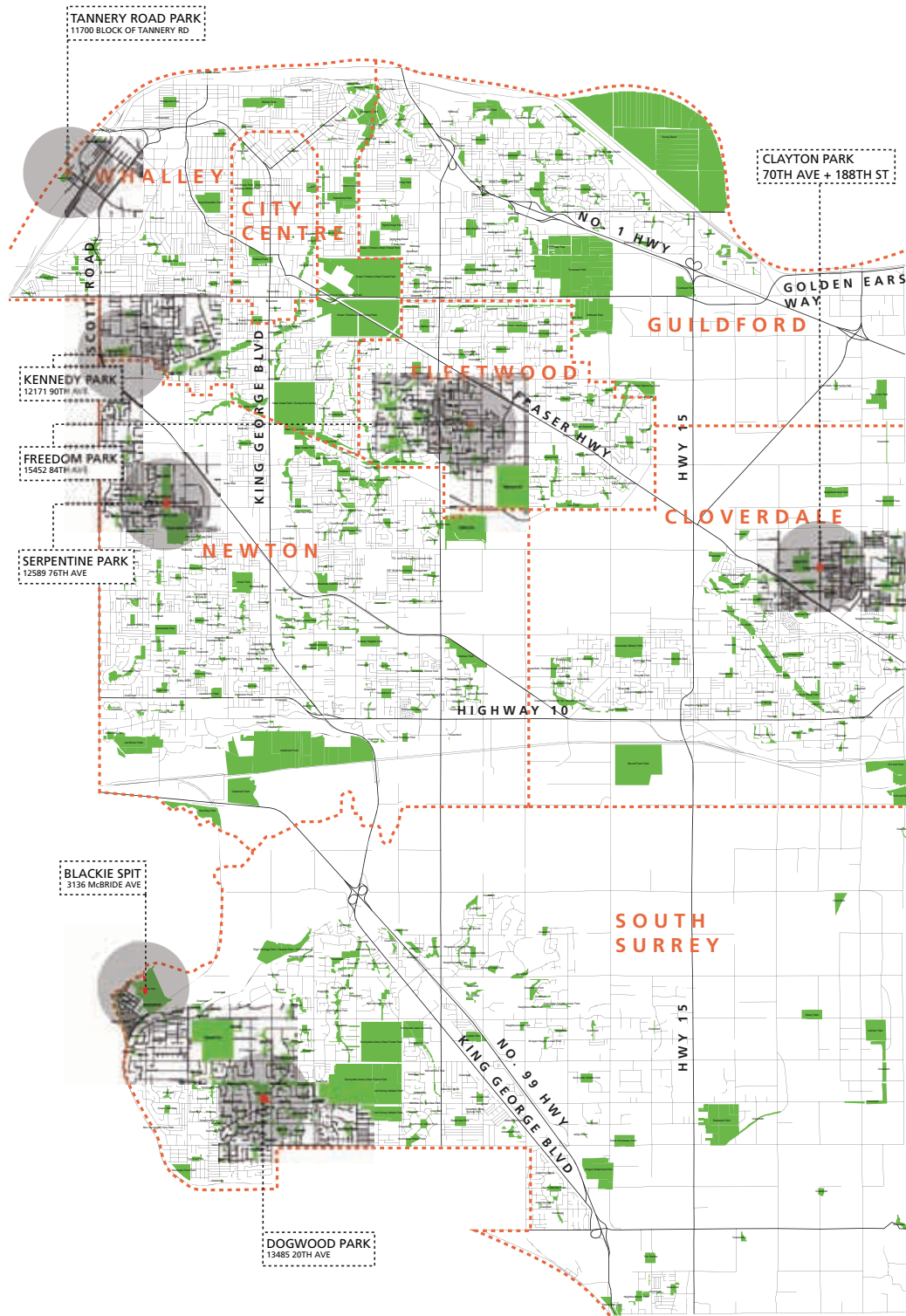
Your input will be used to help identify PRIORITIES among key issues of concern.

BEST SURFACE MATERIALS FOR SUCCESSFUL DOG PARKS

Identify your **preferred** surfacing material(s) for off leash dog parks, and **why**.

In what conditions does this material perform best?

4.0 EVALUATION OF EXISTING FACILITIES



CITY OF SURREY

BLACKIE SPIT

PROS:

- Dog swimming is popular and water empties into the strait
- Water closet near dog park with dog showers
- Adjacent to a natural area, which acts as a buffer for dogs
- Dedicated patrons who abide by the rules, and have many service requests
- Shaded for summer use with trees and shelter
- Sand: several feet deep, dredged, no mud, drains well, no vegetation cover (trees in sand are existing)
- Sand surface improves sanitation
- Destination-type dog park, great location

CONS:

- Mostly accessible by car only
- Park area is single-gated (many user complaints)
- Very sociable area, which means owners aren't watching their dogs closely





KENNEDY PARK

PROS:

- Good buffer to residential areas adjacent to dog park
- Has circular loop gravel path with undulations
- Good sightlines
- Some mature trees
- Fully-fenced with double gates (chain link in front, agricultural elsewhere)
- A watering station, fire hydrant and kiosk
- Mix of access via walk/drive
- No complaints from users
- Increasingly popular
- Positive social + safety impact because it's former use is a blackberry patch
- Elementary school to north, but students don't cut through dog park because there's not history of site access

CONS:

- Difficult to locate
- Tough youth hangout
- Dumping at night
- User concerns regarding leachate and possible contamination (oily film, but testing showed source was decomposed organic material.)
- Elementary school to north and children use path adjacent to dog park



CLAYTON PARK

PROS:

- Small dog area (is self-policing + users like it)
- Good parking
- Good access off major collector
- Close to high density residential, walkable

CONS:

- Inadequate drainage (has fill), clay soils (hard pan in summer), wet site
- Carrying capacity: turf wears out + is over-used
- Parking
- Near high school

TANNERY ROAD PARK

PROS:

- Intro of dog use has created positive park use
- Limited use; surface has held up well (mounded grades, good drainage)
- Very large parking lot (perhaps over-sized)
- Increased positive social use (less drugs, etc)
- Unofficial walkway
- Not as much of a mud hole as other sites
- Riparian area is ok because of it's small scale
- Some split rail fence with wire mesh parking lot, otherwise limited (which seems ok because of limited use)

CONS:

- Not well-publicized, hard to find, industrial area
- Two separate parking lots is confusing and encourages shady uses
- A mini-field; nowhere to go, nothing to do
- Water is not accessible (bramble barrier)
- Concerns regarding quality of water in drainage ditch adjacent to dog area (added fencing)
- Limited sightlines



FREEDOM PARK

PROS:

- Combination of grass + natural vegetation
- Good location
- Popular, good use (small shelter helps)
- Good parking (well-lit, 3 led solar pilot project near parking lot)
- Biodegradable dog waste bags pilot project
- Completely enclosed (east entry not used much, most access via vehicles)
- Subdivision to south continues to develop, may increase walking use

CONS:

- Sightlines are limited in the forested area; people tend to congregate in open area
- Safety issue: forested area is out of site from cars and has narrow paths
- Dog park becomes a mud hole in rainy season





DOGWOOD note: historically an equestrian park

PROS:

- Small dog area
- Potential to include 'active recreation' / dog training area
- All sand
- Small manmade pond (dogs like it, but might be decommissioned due to complaints of increased ear/toe infections)
- Very large carrying capacity, aesthetically-pleasing
- Multiple pathways, connects to linear park
- Sand: several feet deep, dredged, no mud, drains well, no vegetation cover (trees in sand are existing)
- Potential to provide future connection to huntington?

CONS:

- Backs onto a high school - students take down fence to smoke in dog park
- Not completely enclosed
- Dog users complain about cyclists and other rec. Users
- Standing water might be causing infections

SERPENTINE PARK

PROS:

- Very social: has popular kiosk with dog photos
- Under power lines (also a concern, are there studies on health risk?)
- Less expensive land
- Large off-leash area; there's an opportunity to expand, but site intersects with residential path
- Good surveillance from road
- Asphalt path: low maintenance, owners like it (clean shoes)
- Located on a 4m multi-use pathway, walking loop in dog area gets used
- Has a fire hydrant

CONS:

- Has pre-existing natural areas: hard to maintain, don't have drainage and becomes mud hole that dogs drink from and potentially get sick
- There's a main gate, but no transition between parking lot and fence; would be better with a corral-type fence and double gate
- Challenging to do seasonal/daily closures for maintenance (ie., Cutting)
- This site might conflict with adjacent fields
- Dog owners often dispose of waste bags in the natural areas



5.0 ACCOMMODATING MULTIPLE PARK USES

GENERAL COMMENTS

- Many dog parks have basic washroom facilities, though plastic bags are often disposed of in toilets, which creates a maintenance challenge. Washrooms are a key amenity for those who stay at the park site for extended periods of time. Washroom facilities may be best suited for 'Destination' parks only.
- All parks have seasonal drinking fountains that are winterized to prevent freezing. Dog owners frequently request year-round drinking fountains.
- To help maintain the parks while mitigating disruption to park users, the practice in South Surrey is to close half of the park at a time and stagger between parks.
- Offensive odors are particularly concentrated at park entries adjacent to parking lot areas. Providing irrigation in these areas may reduce the odor.
- Committee members want a standard cost-effective fence for dog parks fence that is an alternate to chain link. They suggested page wire fencing with the provision of a wood top-rail to prevent it from being pushed down. This type of fence would be economical and visually unobtrusive.
- Introducing off leash dog sites has been observed to be an effective means to displace illegal activity in park areas.
- Sand-based turf surface could used for dog parks, and be maintained much like a sports field with irrigation and fertilizers. Note that chemical fertilizers are not wanted for dog areas, and organic fertilizers would need to be specified. However, such fields also wear out and need closed times.

COMPATIBLE PARK USE

Participants were asked to identify whether it is suitable to locate off leash areas adjacent to the following park uses:

PLAYGROUNDS

- overall response of yes, but with buffer and fully enclosed
- families often use playgrounds/schoolyards, so providing

an area nearby could be good

SCHOOLYARDS

- not as compatible as playgrounds, but if they're fenced then maybe
- a dog park could displace negative activities that may occur around schools by encouraging greater use
- drainage and water contamination concerns + children
- need to ensure multiple routes to school for children walking, and avoid having children cut through dog parks.
- many schools are located adjacent to parks and have no defined boundary between them

COMMUNITY CENTRES

- centres provide youth and senior programs so a dog park should not conflict with this use. Indoor/outdoor programming takes priority.
- potentially ok if situated away from building

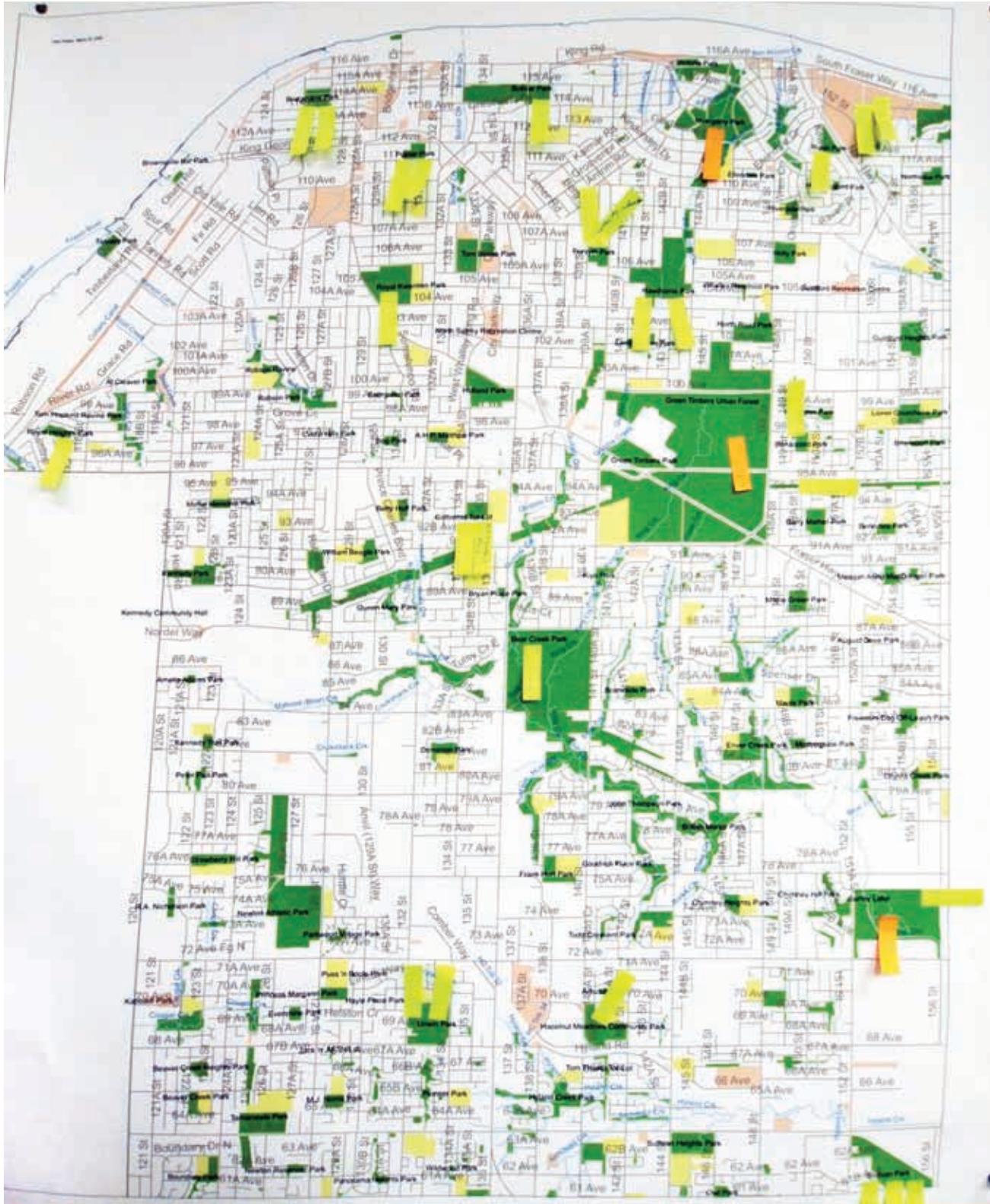
SPORTS FIELDS

- dog owners are using these sites to run dogs in the awkwardly-shaped leftover spaces such as baseball diamonds
- provide sports field-like areas for dogs to run
- issue of flying balls injuring people or dogs
- at Bakerview Park, parents have to clean fields of dog waste before games

COMMUNITY GARDENS

- fear of people leaving their dogs unattended while the owners' attention is on the garden
- some committee members (dog owners themselves) insist that dogs are akin to children and people will not leave them alone
- contamination concerns

6.0 MAPPING EXERCISE



SUITABLE SITES (3 VOTES)

Park near Fergus Creek
 Colebrook Park
 Crescent Park
 Sullivan Park

SUITABLE SITES (2 VOTES)

Guy Richardson Park
 Claude Harvey Park
 Bakerview Park
 Redwood Park
 Latimer Park
 Bob Rutledge Park
 park near 35 ave and 149 st
 Lionel Courchene Park
 Bridgeview Park
 Poplar Park
 Forsyth Park (currently underway?)
 Hawthorn Park
 Cottontail Tot-lot (QE Meadows Park)
 Unwin Park

UNSUITABLE SITES

Surrey Bend
 Surrey Lake
 Green Timbers
 Invergarry Park
 Hillcrest Park
 Bothwell Park
 Elgin Heritage Park
 Nimby Park
 S. Surrey Athletic Park / Sunnyside Acres Urban Forest
 Sunnyside Park
 Hi-Knoll Park

SUITABLE SITES (1 VOTE)

Rosemary Heights Park
 Keery park
 "future cc" near 25 ave and 168 st
 Jessie Lee Park
 Joe Brown Park
 "future" near 38 ave and 156 st
 Sunnyside Park
 Semiahmon Trail Park
 Huntington park
 Bell Park
 Bell Estates
 Kwomais Park
 Fraser Heights Park
 Guildford Heights Park
 park near 95A ave and 160A st
 Hemlock Park
 Bothwell Park
 Fleetwood Park
 Cloverdale Athletic Park
 linear strip near St. Gelais Brook
 Don Christian Park
 park near 72 ave and 192A st
 Port Kells Park
 Royal Heights Park
 Bolivar Park
 Royal Kwantlen Park
 Robin Park
 area near no.1 hwy and S. Fraser Way
 Benaccord Park
 Hazelnut Meadows Comm Park
 Surrey Lake
 Bear Creek Park
 narrow strip near 150 st and 95A ave
 S. Surrey Athletic Park /Sunnyside Acres Urban Forest

CONSIDERATIONS REGARDING SHARED USE / OFF-LEASH HOURS

- having access to multiple off leash sites helps diffuse the pressure on the dog parks
- limited use is ok, but once park becomes more popular, the site gets contaminated and worn
- enforcement - no staff resources; public groups and new users come and go, and members of the general public don't want to police the sites
- regarding enforcement, Surrey doesn't issue tickets
- currently there's illegal use, but it hasn't been contentious, so why legitimize what's working?
- don't want to have bylaw enforcement if there are no complaints /conflicts
- noted that the City of Vancouver is now reconsidering their timed use plan, had trouble with enforcement
- may be advisable for certain locations, certain hours; with no extra gates, fencing, etc
- Surrey is large and diverse; is there a need for different policies for different areas? i.e., if downtown has greater density, then could introduce timed use here and then can focus enforcement resources in this area.
- if there's a sanctioned dog off leash area located adjacent to natural areas, often the sensitive areas aren't encroached
- regarding Surrey's cultural diversity, how can we clearly communicate shared use terms?
- it's observed that most owners pick up waste, though there's a link between perception of land value and willingness to pick up waste (ie. waste not picked up in 'derelict' areas)
- mornings: observe very infrequent park use so this seems like a good opportunity to have off leash hours during the morning to reduce park user conflict
- 7-8:30 am is a time when children are going to school, and want to avoid conflicts between off leash dogs and children
- timed use assumes people work 9-5, what about those that work other hours?
- preferable to establish off leash hours for the whole park versus enforcing certain areas only

7.0 SUMMARY

Throughout the workshop, participants noted the **positive social opportunities** that off leash areas provide among dog owners. Socializing in dog parks helps strengthen community connections, while introducing a dog park in an under-used area can **help generate positive park use**.

The Working Committee also identified **environmental protection** as a primary concern when introducing and maintaining off leash areas. This was evident by the fact that “minimal impact to sensitive environmental habitats” received the most votes as a key attribute of a successful dog park. Likewise, “**sustainable dog waste management**” ranked highly when identifying best management practices. Participants noted that locating designated dog areas in natural areas with low environmental sensitivity can help deter use of less suitable natural sites that are more prone to environmental degradation.

When designating off leash sites, **clarity** is a key factor: **fencing** provides a clear and effective boundary, and the Committee wishes to identify or develop economical fencing options. Further to clear spatial definition, **communicating the rules** of off leash sites is also key to the successful operation of dog parks.

From an operations and maintenance perspective, **effective drainage** is of primary importance as it impacts environmental health and sanitation. Moreover, our wet winter climate often creates muddy fields in the winter, so **free-draining surfacing materials** such as sand is recommended for wet sites, along with paved surfaces in areas of concentrated use. Appropriate surfacing materials and effective drainage are key to mitigate the negative effects of concentrated use in dog parks. In addition, **periodic closures** of parks on a rotating basis - or even partial park closures- accommodate maintenance operations and allow impacted areas to be restored. Providing **large sites** is also minimizes site degradation.

The anticipated development of **new off leash sites** throughout the City will help **diffuse pressure** on existing dog facilities. However, demands continue to grow and

additional opportunities to meet the needs of dog owners may require further consideration. Designating **off leash hours** in public parks was discussed, and while there is concern that enforcement could absorb significant resources, it may be practical to implement in high density areas such as the downtown core. Providing access to parks not otherwise designated for off leash dogs responds to the high priority placed on locating dog parks **within walking distance**, without segregating park use and avoiding the expense of fencing.

Balancing these concerns, participants also highlighted the importance of creating **fun and engaging sites for dogs and their owners**. Looped walking trails, a mixture of vegetation, mature trees and shade facilities, and park amenities, and even dog swimming opportunities have been noted for their positive impact on Surrey's existing dog parks. There are many opportunities to amplify the fun factor in off leash sites over the next ten years, and precedents will be identified in the final report prepared by the Consultant Team.

APPENDIX 2.0

STAKEHOLDER WORKSHOP

1.0 OVERVIEW

2.0 MEETING MINUTES

3.0 DETAILED FINDINGS

4.0 SUMMARY

5.0 MAPPING EXERCISE

1.0 OVERVIEW

A stakeholder workshop was held on July 5, 2011 at the Surrey City Hall with 11 community representatives who are involved in off leash areas. These representatives were invited to share their insights and knowledge about dog parks in the City of Surrey and in other jurisdictions.

Valuable input was received from the participants about the qualities of successful off leash areas. Topics discussed included safety for dogs and people, dog owner stewardship, dog park amenities, and the environmental impact of off leash areas. In addition, participants completed a mapping exercise to identify desirable and undesirable locations for future off leash areas.

2.0 MEETING MINUTES

The stakeholder workshop was held at Surrey City Hall on July 5, 2011 from ~6pm to 9pm. The following participants were present:

City of Surrey:

Ted Uhrich	Manager, Parks Planning, Research & Development
Dan Nielsen	Special Projects Manager

Consultant Team:

Jeff Cutler	space2place
Sarah Primeau	space2place
Alison Maddaugh	space2place

Stakeholder Representatives:

Sue McKinney
Karyn Denroche
Charles Wordsworth
Chris Pundick
Lorri Little
Hilary Burrell
Terry Graydon
Betty Mezei
Linda Reid
Debbie Lawrance
Irma Bijdemast

1.1 OVERVIEW

The workshop benefitted from valuable insights shared by key Surrey residents who are actively engaged in off leash areas. These participants, identified and invited by the City of Surrey, contributed ideas addressing a wide range of dog park topics, including health and safety, outreach and education, and dog park amenities. They also identified preferred locations for future off leash dog facilities.

1.2 INTRODUCTIONS

The session began with a round of introductions. This was followed by a review of the agenda, which had been distributed

to participants by email and in hard copy at the beginning of the meeting. The participants were then divided into two smaller groups to discuss topics and questions prepared by the workshop facilitators.

1.3 EVALUATION OF EXISTING FACILITIES

This exercise generated a lot of feedback from workshop participants. Input on several of Surrey's dog parks was collected, including Clayton Park (Cloverdale), Freedom Park (Fleetwood), Serpentine Park (Newton), Tannery Road Park (Whalley / City Centre), Kennedy Park (Whalley / City Centre, Blackie Spit (South Surrey) and Dogwood Park (South Surrey). Not all participants had visited all dog parks in Surrey. Participants were simply asked to identify "what's working?" and "what's not working?" in Surrey's off leash areas. The groups provided feedback that addressed park amenities, health and safety, signage, dog waste management, surface materials, shared park use and park size / location.

1.4 VISIONING EXERCISE

Working in two separate groups, participants engaged in a visioning exercise to address specific challenges of relevance to off leash dog facilities, by answering the following five questions:

- How might we foster the long-term success of our off leash areas?
- How might we create off leash areas that have minimal impact on the environment?
- How might we balance off leash areas with other park uses such as playgrounds and sports fields?
- How might we promote safety for dogs and park users?
- How might we create off leash areas that are fun for dogs and people?

The questions promoted a lot of discussion as participants brainstormed to identify key strategies to address these challenges.

1.5 SUMMARY OF BEST PRACTICES

Key attributes of successful dog parks were summarized by participants, in order to highlight priority items and to present these back to the larger group. There were many similar responses reported across each group, emphasizing a consensus among priority dog park attributes.

1.6 MAPPING EXERCISE

Participants were invited to select two sites for potential future off leash areas, and also to identify parks that are not suitable for dog use (e.g. due to environmental sensitivity). Prior to selecting the sites, many of the participants discussed the pros and cons of various sites.

1.7 CONCLUSIONS AND NEXT STEPS

Participants were invited to share any further comments. Many participants appreciated that their input was being solicited, and that they were being engaged in the process of developing the off leash master plan.

Ted Uhrich, City of Surrey, reviewed the next steps for the project. This will include the development of the master plan and the selection of candidate sites for off leash areas. This information will then be put forward for public input via three open houses in fall 2011. Workshop participants were informed that they will be invited to these open house events, and they were encouraged to spread the word and invite others to participate. Public feedback gathered through these open house events will then inform the selection of a minimum of six candidate sites, which will be presented along with the Off Leash Master Plan to Council for approval.

Alison concluded the workshop by thanking everyone for their active, thoughtful and enthusiastic participation in the meeting.



3.0 DETAILED FINDINGS

The following are notes recorded during the workshop under the following topics:

- Evaluation of existing facilities
- Visioning exercise
- Summary of best practices
- Mapping exercise

EVALUATION OF EXISTING FACILITIES

During the workshop, participants provided the following feedback on existing off leash parks in Surrey, as well as more general issues relating to dog parks. Their feedback has been organized below into the following categories: amenities, health and safety, signage, dog waste management, shared park use and informal parks, and park location/size.

AMENITIES:

- enjoy looped, shaded walking trails (eg. at Dogwood Park, though these looped trails are too small)
- water is a good amenity for dogs (eg. enjoy water feature at Dogwood Park, though the base is muddy and water is often stagnant)
- enjoy the “meeting area” for dogs (eg. at Dogwood, noting that the size of the social area at Tynehead is better)
- enjoy having walking circuits, where off leash paths are integrated with other on leash path networks (e.g. Dogwood Park to Crescent Park route)
- adequate parking is important (eg. some consider parking capacity at Dogwood adequate, while others indicate that the parking overflows on busy weekends to street, where loading and unloading is a safety concern)
- providing simple agility amenities would be appreciated, such as posts for dogs to weave between, tunnels and a teeter-totter (it was noted the one at the Cloverdale bike

park would be great for dog parks)

- varied terrain using hillocks, stumps and boulders could help reduce aggression as sightlines between aggressive dogs are limited
- washrooms for park users are desired
- year-round drinking fountains are desired, though it was also noted that this is a challenge due to winter freezing
- dog fountain with built-in dish is preferred, especially with small holes in base to ensure fresh water
- amenities at Blackie Spit not well organized and the off-leash area is too heavily used. As a result, people go off-leash in undesignated areas.
- Dogwood Park considered the best off leash facility in Surrey, in part due to its paths, open space, and drinking water
- Crescent Park has good drinking water facilities
- dog park facilities are generally “underwhelming”

HEALTH AND SAFETY:

- all participants support a double-entry gate (note that the Clayton model is preferred). A chain loop may be acceptable, but it is important that there is sufficient resistance to prevent dogs from lifting it. Most participants support having separated small dog areas at some sites, noting that such areas can also be useful for socializing new dogs to the park, giving dogs a “time out,” or providing separation from an aggressive dog. At Dogwood Park the owners have an informal arrangement that large dogs can use the small dog area when it’s free, but small dogs have the priority.
- if there is a lot of space available, there is no need for separated areas
- puppies should not be allowed in dog parks (some guidelines suggest dogs should be a minimum of 4 months old, others

suggest a minimum of 6 months old)

- all dogs in dog parks should be vaccinated
- having cyclists and joggers pass through an off leash dog park is a safety concern
- participants agreed that fencing height should be 4'-5' tall
- the suitability of reclaimed landfill sites as dog parks depends on restoration of site
- one bad dog owner can ruin it for everyone
- how do we stop aggressive dogs from using the parks?
- there is a park in California that has a dog evaluation program to identify whether dogs can go off leash or not. The park issues different coloured collars or bandanas to identify how safe the dogs are, e.g. green bandana indicates dog can go off-leash, red bandana indicates dog should stay on-leash only. They also have additional training as part of program.

SIGNAGE:

- signage in off leash areas is inadequate and yet off leash areas are in a good position to promote public education (eg. on topics such as vaccination, unaltered/"fixed" dogs, waste pick-up...)
- signage to communicate a City-adopted mission statement and dog park etiquette
- signs should be located where people hang out (e.g. by seating, waste receptacles, etc.)

DOG WASTE MANAGEMENT:

- not many garbage facilities provided for dog waste, and more are needed
- City of Surrey financial expense to operate garbage cans is approx. \$1000 / waste receptacle per year.
- City of Surrey noted that providing dog waste collection bags at dog parks has been deemed to be cost-prohibitive
- opportunity to promote public education on the municipal

expense of operating waste receptacles

- not picking up dog waste is a pet peeve
- dog waste management: experience that park users don't use waste receptacles located further than approx. 100 yds.
- Friends of Dogwood Park organize volunteers to collect trash within the park and deliver it to the main bin for City removal
- composting dog waste: ensure size of opening is limited so only dog waste will be disposed of
- promote using a double-bin system to collect dog waste separately from personal garbage
- generally dog waste facilities could be better managed with bags and waste disposal easily accessed

SHARED PARK USE AND INFORMAL DOG PARKS:

- opportunities to implement timed used for off-leash dogs, eg. Mundy Park in Coquitlam is for dogs only in the mornings, and is self-patrolled. Large size of park makes control easier
- people want to walk on the beach with their dogs
- incidents with bylaws officers at Crescent Beach
- areas where dogs not permitted often seem much more appealing
- many greenbelt areas are turned into informal dog parks

PARK LOCATION AND SIZE:

- size and shade are important for a good park
- types of dogs are related to types of dwellings in the area. i.e. condos and smaller units are associated with smaller dogs, sometimes due to size restrictions in apartments
- many parks are overused (e.g. Blackie Spit)
- Mundy Park (Coquitlam) is a good size

VISIONING EXERCISE

Participants were invited to brainstorm solutions to many of the key challenges for off leash areas, by responding to the following five questions:

HOW MIGHT WE FOSTER THE LONG-TERM SUCCESS OF OUR OFF LEASH AREAS?

- provide an information package that is distributed with the dog license (eg. with info on: location of off leash parks, vaccination, off leash etiquette, altered / “fixed” dogs etc.)
- promote understanding between dog owners and non-dog owners (eg. multiuse parks with off leash facilities leads to greater awareness through adjacent park use)
- cyclists and joggers require a separate trail from paths that allow dogs or dog parks, for safety / conflict reduction (dogs will chase cyclists and joggers)
- for off leash dog sites within a multi-use park, locate the dog area “further in” ie so not all park users are required to pass through / near the dog area
- provide vegetation and buffers to mitigate the noise of barking dogs, especially in residential areas, or between dog areas and other park uses
- use of good materials
- provide a variety of surface materials, eg, gravel and grass
- public education and signage
- City to develop a template for community groups ie. website, structure, group event notices (currently there is little information for dog parks on City of Surrey website)
- City can be more involved by raising awareness, and combining efforts with other departments, such as dog licensing

HOW MIGHT WE CREATE OFF LEASH AREAS THAT HAVE MINIMAL IMPACT ON THE ENVIRONMENT?

- compost dog waste
- provide a natural grass surface
- retain trees, stumps and other natural site features (with trees pruned for visibility. It was noted that it is difficult to establish new trees in dog parks)
- provide climbing vines on chain link fencing
- using off leash areas to convert areas with illegitimate activities to more positive use (eg. Kennedy Park)
- location is important, and can minimize driving and parking
- providing more parks creates less driving
- provide lots of garbage cans to reduce dog waste being left on site

HOW MIGHT WE BALANCE OFF LEASH AREAS WITH OTHER PARK USES SUCH AS PLAYGROUNDS AND SPORTS FIELDS?

- make a distinction between off leash walks (ie. with no amenities, such as hydro ROWs) and off leash parks
- provide a designated area within sports area, ie. utilizing the “left-over” spaces from baseball diamonds (but keeping these areas very basic, with no amenities)
- public outreach and education in adjacent use areas
- have seasonal and timed uses, ie. if park is not used during off season or during certain hours, allowing dogs to use it
- providing trails around the perimeter of play areas (but with some setback)
- adjacency to playgrounds is considered problematic - e.g. kids might put their fingers through fence

HOW MIGHT WE PROMOTE SAFETY FOR DOGS AND

PARK USERS?

- promote proper disposal of waste through examples and information (eg. for composting dog waste at home)
- provide pamphlets on dog obedience classes
- city to provide classes
- etiquette signage
- city to provide a mission statement identifying privileges vs. rights and responsibilities (Friends of Dogwood Park representatives are encouraging the City to prepare a mission statement)
- use best practices to manage aggressive dogs (such as use of muzzles, leaving the park etc.)
- publicly posting key contact numbers (eg. Bylaws) in parks
- provide lighting, especially for winter evenings
- larger parks help ease pressure
- provide separate areas for smaller dogs
- maybe only a small fenced area within the park

HOW MIGHT WE CREATE OFF LEASH AREAS THAT**ARE FUN FOR DOGS AND PEOPLE?**

- provide water features with clean, circulating water for dogs to play in such as spray parks or swimming areas
- dog wash stations especially for muddy sites (could be a temporary, sponsored station)
- provide obstacle courses
- offer dog obedience classes at the park
- locate the parks near other urban amenities like cafes
- promote meet-up groups in the park to encourage social connections among dog owners
- agility features for dogs
- providing varied elevation and topography
- provide a variety of surfaces, including a surface for people to walk on
- provide looped circulation paths around park perimeter
- provide equipment for dogs
- provide bathrooms for dog owners
- provide drinking fountains for dog owners
- provide a covered area as a shelter from rain and sun
- provide a good circulation network in the park for dog owners
- develop recommended dog “walking routes” and publish them on the City website (both on leash and off leash)

KEY ATTRIBUTES

Participants were invited to review the input generated in the workshop, and provide a summary by identifying the key attributes of great off leash areas. This was also an opportunity for each group to present their “findings” back to the other participants, while identifying key themes and common responses. The following key attributes were noted:

GROUP 'A' RESPONSES:

- adequate parking
- double-entry gates
- well-fenced site, especially near vehicle traffic (it was noted that complete perimeter fencing isn't necessarily required, and buffers may be sufficient in some cases)
- shade
- shelter from the rain
- drinking water for dogs (also providing water features for play would be ideal)
- clear signage and communications
- separated dog use areas
- multiple trash receptacles with separated disposal of personal garbage and dog waste (ie. located in regular proximity), waste bags
- social area for the dogs (open space)
- washrooms ideal (especially if the site is located near amenities for children)
- dog rinse / wash-down area (note that use of soap may impact the environment)
- seating (distributed throughout park is best, rather than arranged in a social configuration as less attention may be paid to dogs)
- good drainage

GROUP 'B' RESPONSES:

- take advantage of seasonal use, eg. with sports fields, Crescent Beach
- opportunity to utilize hydro ROWs
- opportunity to have timed use of parks for off leash dogs
- environmental protection for people
- fencing height min. 4' (potentially only providing a smaller fenced area within a larger park)
- year-round drinking water
- pathways for people
- water feature for swimming
- gates that close
- programmed events
- lit areas for dog owners, especially in winter evenings
- garbage containers with bag dispensers
- dog wash station
- variety of surface materials

4.0 SUMMARY

The following are key findings identified by workshop participants. Key findings included challenges for off leash areas, along with potential strategies to address these issues.

Noting that off leash dog park facilities can have a wide range of amenities, participants suggested that some of these spaces might be very basic, with **no amenities**. Such spaces might be considered a “dog walk” area rather than a “dog park.” For example, using the “left over” spaces adjacent to sports areas and hydro right-of-ways could provide additional dog spaces to relieve the pressure on existing off leash facilities. These areas could also reduce potential conflict with other park uses at sports areas by providing designated areas for off leash dogs.

Participants noted opportunities to **expand off leash opportunities**, such as having access to parks during the “off season,” and/or having off leash hours in parks during less busy times of day (“segregated hours”). The City of Surrey noted, however, that other municipalities (e.g. City of Vancouver) are moving away from the segregated hours concept for dog parks, due to some challenges with implementation and enforcement.

Park sites with enhanced amenities would ideally include water features for dogs. In particular having **drinking water available**, possibly year-round, was cited as a key amenity that would be well-used at the parks. Ensuring **proper drainage** is also a primary concern, so that the park sites remain usable in wet weather. Park use could be extended into evenings by providing lighting.

Participants recommended providing a variety of surface materials, with an emphasis on **natural grass, and crusher dust** on pathways. The paths provided should create **looped, shaded walking circuits** that would ideally be tied into larger, on-leash circulation networks. Routes for cyclists and joggers should be separate from dog areas, in order to promote safety.

Managing dog waste continues to be a challenge for dog

off leash areas, and participants would like to have **more waste receptacles** provided in the parks, which would be emptied more frequently. Ideally, these would be dual-purpose to collect personal garbage separately from dog waste, which could possibly be **composted**.

To promote safety for dogs and people, participants noted the benefit of having **separated dog use areas** for smaller dogs, possibly just in higher density areas of the city. When unused by small dogs, these areas can also be used to help introduce new dogs or shy dogs to the park. Provision of adequate **parking** is also important, as loading and unloading dogs in the street is a safety concern. **Double-entry gates** were identified as a valuable safety feature, and a minimum 4’ **fence** height was recommended. However, fencing was not considered by participants to be required in all parks, for example if vegetative buffers were adequate or if the size of the park is very large.

Participants also acknowledged that off leash parks are in a key position as sites to **improve communications and education** among dog owners, and between dog owners and the broader community. For example, signage might be used more effectively to promote awareness and education regarding key health and safety issues such as vaccinations, **dog park etiquette**, and managing aggressive dogs.

Proposed sites for future off leash areas identified by participants include Redwood Park, Bakerview Park, Crescent Park, Mound Farm Park and Colebrook Park.

5.0 MAPPING EXERCISE

Workshop participants were told that the mapping exercise was an opportunity for them to provide recommendations for future off leash dog park locations. They were informed that a minimum of six proposed locations for future off leash areas would be presented to Council in the fall of 2011, and this mapping exercise would help inform those site selections.

Participants were invited to use green and red markers (sticker dots) to indicate sites that they considered to be suitable (green) or unsuitable (red) as potential future off leash dog park locations. For example, if a participant knew of a particular site that was a key nesting area for birds and therefore not suited for use as an off leash dog park, they could indicate this using a red marker.

Unlike the mapping exercise facilitated at the open house events, each participant was asked to vote for only two sites, one of which was to be in the participant's home Town Centre, and one of which was to be in a different Town Centre. This was to promote consideration of off leash facilities across Surrey as a whole. The proposed park location also had to be on city-owned park land. The maps provided clearly indicated city-owned green spaces.

SUITABLE SITES

4 VOTES:

Redwood Park

2 VOTES:

Bakerview Park

Crescent Park

Mound Farm Park

Colebrook Park

1 VOTE:

Fergus Watershed Park

Sunnyside Park

Hi-Knoll Park

Cloverdale Athletic Park

Utility Row

East View Park

Greenbelt

Green Timbers Urban Forest Park

East Beach First Nations

Aspen Park

UNSUITABLE SITES

Bob Rutledge Park

Sunnyside Acres Urban Forest Park North

Sunnyside Acres Urban Forest Park South

Mud Bay Park

Southmere Village Park



APPENDIX 3.0 PHONE SURVEY

1.0 OVERVIEW

2.0 PHONE SURVEY REPORT

1.0 OVERVIEW

A phone survey was conducted by Mustel Group between May 24th and June 7th, 2011. 1200 random interviews were conducted and results were weighted to ensure a representative distribution of all demographic segments in Surrey.

KEY FINDINGS

1,200 random phone surveys were completed by the Mustel Group, from May to June 2011; margin of error +/- 2.8% at the 95% level of confidence. This phone survey provides a scientifically-based opinion poll of Surrey residents' opinions on off leash dog areas:

DEMOGRAPHICS, DOG OWNERSHIP

- 27% of respondents were dog owners
- Dog owners were most likely to be within 35 – 54 years of age, families, household income over \$60K, and employed.

USE OF SURREY PARKS, OFF LEASH DOG AREAS

- 32% of respondents visit Surrey public parks weekly, 23% visit monthly, and 10% visit daily.
- Of those respondents who visited Surrey Parks with their dog, most visited between 9am and 4pm (55% - mostly women over 55 years old), or after 4pm (51% - mostly men under 55 years old). Most of these people drove to OLAs (62%), and spent an average of 11 minutes to drive there.
- Most people (65%) are satisfied with the current level of dog leash bylaw enforcement. Dog owners have even higher levels of satisfaction with current levels of dog leash bylaw enforcement (73%).

ADVANTAGES / DISADVANTAGES OF OLAS

- 43% of respondents report the main benefit of OLAs as giving dogs and dog owners a place to exercise, play and run freely. However, 27% of respondents do not perceive any benefits from OLAs. Smaller numbers cited their benefit for dog and public safety (17%), dog socialization (10%),

and keeping dogs out of other areas (9%).

- Most respondents (83%) have encountered dogs off-leash in non-designated areas, although only 22% of overall respondents have had negative experiences with dogs in these situations. More dog owners (25%) have had negative experiences with dogs in non-designated areas.
- Of those respondents who have reported negative experiences with dogs in regular public parks (22%), the main concern was for their safety or the safety of others, followed by fear for the safety of their dog or that of others. A smaller number had a negative experience due to dog waste not being cleaned up properly.
- The highest number of respondents (49%) do not see any drawbacks to OLAs. Smaller numbers have concerns with dog owners not cleaning up after their pets (17%) and safety concerns (15%). Other concerns include aggressive or violent dogs (10%) and fights or attacks between dogs (6%). Only 3% believed dog parks were an unnecessary use of space, resources, or expense. Few (27%) reported specific locations in Surrey where off-leash dogs are a concern.

NEW OLAS, PARK LOCATIONS

- Respondents were equally divided on the question of whether there is a need for more off-leash dog areas in Surrey (41% in favour, 41% opposed, 18% undecided). Those in most support of more off-leash areas were women (45%) and dog-owners (66%).
- Bear Creek Park was the most frequently suggested (9%) location for a new off-leash area.
- Results were mixed with respect to the suitability of forested areas for off leash areas. 56% of respondents somewhat agreed (35%) or strongly agreed (21%) that forested areas are suitable spaces for off-leash dogs, while 37% somewhat disagreed (17%) or strongly disagreed (21%).
- Similarly, results were mixed with respect to the suitability

of hydro right-of-ways for off-leash areas. 57% somewhat or strongly agreed that hydro right-of-ways were suitable, while 33% somewhat or strongly disagreed.

OLA AMENITIES, FEATURES, DISTANCE

- Preferred surfacing is turf (average score 8.7 / 10, with 10 deemed most user-friendly surfacing), followed by wood chips (5.0 / 10), artificial turf (4.6 / 10) or stone dust (4.6 / 10). Concrete or asphalt paving was the least preferred surfacing material (3.1 / 10).
- Reasonable walking time to reach an off-leash space: 18 minutes on average
- Reasonable driving time: 12 minutes on average
- Most important criteria for successful off-leash space
 - » Dog waste is managed in a sustainable manner (9 / 10)
 - » Regular maintenance (8.8 / 10)
 - » Minimizes environmental impact (8.4 / 10)
 - » Includes amenities such as benches, fountains and shade (8.1 / 10)
 - » Provides opportunities to socialize and strengthen community connections (7.9 / 10)
 - » Located within walking distance (7.8 / 10)
 - » Provide separate areas for large and small dogs (6.7 / 10)

- Crescent Park
- Redwood Park
- Cloverdale Athletic Park
- Green Timbers Park
- Unwin Park
- Fleetwood Park
- Holland Park
- Other locations

POTENTIAL NEW OLA SITES

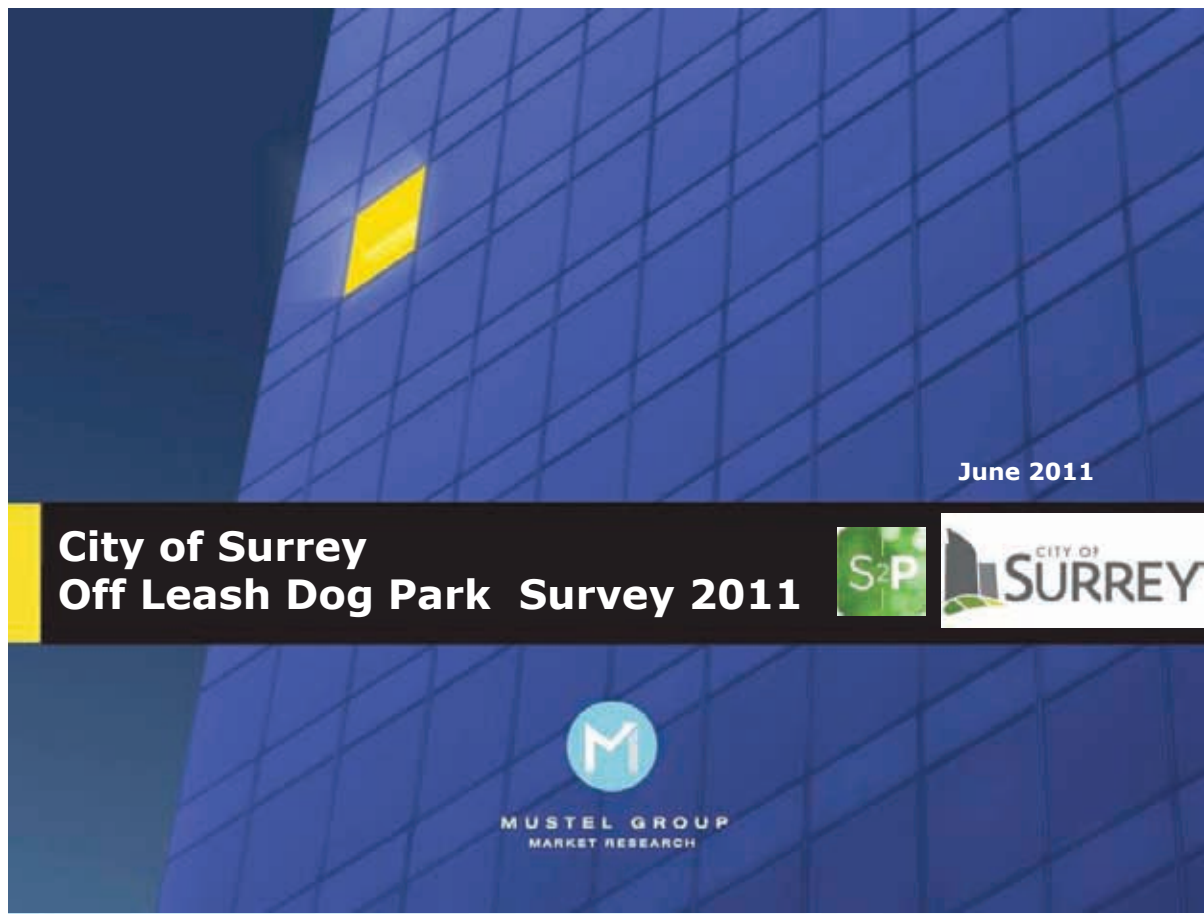
Of those respondents who believed there is a need for more OLAs, most (66%) did not have a specific location in mind.

Of respondents who perceived a need (dog owners or not), the following were the most commonly named locations:

- Bear Creek Park (most frequently cited -- 9% of general respondents perceiving a need, 12% of dog owners perceiving a need)

2.0 PHONE SURVEY REPORT

The full phone survey report from Mustel Group Marketing Research is provided on the following pages.



➤ Introduction & Overview

As part of the City of Surrey Off-Leash Dog Park Master Plan, market research was commissioned to survey a random, representative sample of the population of Surrey, to provide a legitimate consensus of the opinions of dogs off-leash. Following are highlights of the survey results with illustrated detailed findings in the next section.

- Almost two-thirds of Surrey residents visit a Surrey park at least once a month or more, with more than four-in-ten who do so once a week or more week.
- Almost all residents are aware that off leash dog areas exist in Surrey, with about one-quarter who visit them once a month or more often. About half of all dog owners visit a Surrey designated off leash area at least once a month or more, with one-third who do so weekly and one-in-ten who do so every day.
- The main benefit of creating designated off leash dog areas, as identified by more than four-in-ten Surrey residents, is that it provides dogs with a place to exercise, play and run freely. Safety was the next most commonly noted benefit, with the aim of keeping dogs away from children and other people.
- Less than half of all residents could think of any drawbacks to providing designated off leash dog areas; but for those who did, the main concerns were about owners not cleaning up dog waste properly, owners not controlling their dogs in these areas.

Overview

- In all, more than eight-in-ten Surrey residents have encountered a dog off leash in places not designated as such, with one-quarter that says it occurs frequently.
- And, in the past two years more than one-in-five Surrey residents that has encountered a dog off leash outside of a designated area, has had a negative experience or conflict with them, mostly resulting in concern for their safety or that of others.
- In spite of this the majority of Surrey residents feel satisfied with the current level of enforcement of dog leash bylaws by the City of Surrey (65%).
- Opinion is divided among residents with regards the need for additional off-leash dog areas in Surrey, with about four-in-ten in each case that either recognizes the need or do not, and 18% that is undecided. Two-thirds of dog owners feels there is a need for additional off-leash space.
- Of those who believe there is a need for additional off-leash dog space, most do not have any specific location in mind (66%); the most common recommendation, named by almost one-in-ten, is in Bear Creek Park at the junction of 88th and King George Highway.
- Just over half of all residents agree that park forested areas would be suitable for designation as off-leash (56%), with one-in-five that agrees strongly; and a similar proportion agrees that hydro right-of-ways would be suitable (57%), with one-third that agrees strongly.

3

Overview

- More than one-quarter of all Surrey residents currently owns a dog (27%), and about three-quarters of them regularly visit Surrey parks, with almost one-third who do so every day (30%).
- The majority of dog owners who visit off-leash dog areas in Surrey currently drive there, while more than one-quarter currently walk. On average, they drive approximately 11 minutes to reach the off-leash area.
- Asked what they thought was a reasonable driving time to reach an off-leash dog park, the average estimate was 12 minutes; and, asked what they thought was a reasonable walking time, the average estimate was 18 minutes.
- When asked to rate various surfaces for use in an off-leash dog space, only one surface really stands out as being considered by dog owners as user-friendly, that of natural turf or grass.
- While most criteria thought necessary for a successful off-leash space is deemed important by dog owners, those of primary importance appear to be sustainable management of dog waste, regular maintenance of the area and a design that minimizes the environmental impact.
- Overall, Surrey residents appear supportive of off-leash dog areas, seeing them as benefiting the dogs as well as adding an increased sense of safety for other park users. However, it is important such areas are safe, user-friendly, well maintained and manage dog waste effectively and sustainably.

4



Methodology

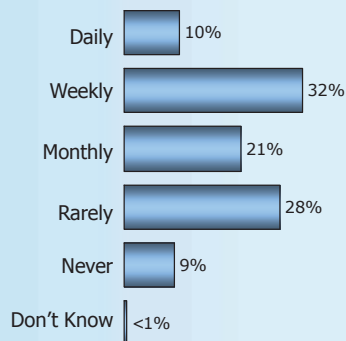
- As part of the City of Surrey Off-Leash Dog Park Master Plan, market research was commissioned to survey a random, representative sample of the population of Surrey, to provide a legitimate consensus of the opinions of dogs off-leash.
- In conjunction with The City of Surrey and space2place landscape architects, a survey was designed in order to address the key elements of the master plan for testing among the general population.
- A total of 1,200 computer assisted telephone interviews (cati) were completed with a random, representative sample of Surrey residents; completed surveys were monitored according to age, gender, region and ethnic background to ensure representative distribution of all demographic segments.
- Translation of the survey was provided in order to accommodate those of the South Asian population not fluent in English.
- All interviewing was conducted from Mustel Group's Vancouver-based call centre where trained interviewers are continuously supervised and monitored.
- Minor weighting was applied at the data processing stage to ensure the results accurately reflect known distributions according Statistics Canada census data.
- Interviews were conducted May 24th to June 7th, 2011.
- Margin of error on a 1,200 sample size: +/-2.8% at the 95% level of confidence.

5

KEY FINDINGS:



Frequency of Visits to Surrey Public Parks



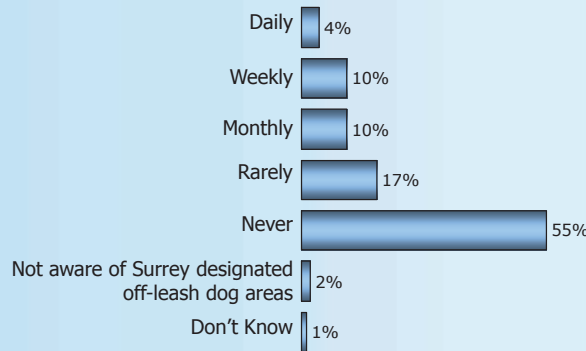
Base: Total (n=1,200)

Q.1) How often would you say you visit Surrey Public Parks? Would you say...

- Almost two-thirds of Surrey residents visit a Surrey park at least once a month or more, with more than four-in-ten who do so once a week or more week.
- Those less likely to visit parks include
 - females (43% say rarely or never vs. 31% of males);
 - older residents aged 55 or better (51% say rarely or never vs. 31% of those under 55);
 - and those without children living at home (56% of those who live alone and 43% of couples without children rarely or never visit Surrey parks vs. 31% of families);

7

> Frequency of Visits to Surrey Designated Off Leash Areas



Base: Total (n=1,200)

Q.2) How often, if at all, do you visit spaces in Surrey with a designated off-leash dog area in? Would you say...

- Almost all residents are aware that off leash dog areas exist in Surrey, with about one-quarter who visit them once a month or more often.
- About half of all dog owners visit a Surrey designated off leash area at least once a month or more, with one-third who do so weekly and one-in-ten who do so every day.
- Currently off leash dog areas are somewhat more popular with younger residents (32% of 18 to 34 year olds visit once a month or more vs. 25% of those aged 35 to 54 and just 16% of those aged 55+), and those with children at home (27% of families vs. 20% of those without children).

> Perceived Benefits of Off-Leash Dog Areas

	Total (1,200) %	Dog Owners (320) %
Gives dogs/ dog owners a place to exercise/ play/ run freely	43	64
Safety/ separate area for dogs/ away from children/ other people	17	18
Dogs can socialize with other dogs	10	24
Keeps the dogs out of other parks/ areas/ clean of dog waste	9	9
Opportunity to socialize/ meet your neighbours	4	10
Good for dog owners with small yards/ no backyard	3	5
Miscellaneous	1	1
No Benefits	27	10
Don't Know	9	4

Q.3) What do you see as the main benefits of designated off-leash dog areas?

- The main benefit of creating designated off leash dog areas, as identified by more than four-in-ten Surrey residents, is that it provides dogs with a place to exercise, play and run freely.
- Safety was the next most commonly noted benefit, with the aim of keeping dogs away from children and other people.
- Other benefits, noted by about one-in-ten residents, include the opportunity for dogs to socialize with other dogs, and keeping other areas of a park free of dog waste.
- Similarly, dog owners also recognize the provision of an area for dogs to exercise, play and run freely as being the main benefit, noted by almost two-thirds; one-quarter note the benefit of dogs socializing with other dogs as well as meeting the need for safety through separation; one-in-ten dog owners also see a benefit in socializing with neighbours or other dog owners.



➤ Perceived Drawbacks of Off-Leash Dog Areas

	Total (1,200) %	Dog Owners (320) %
Owners not cleaning up after their dogs	17	21
Safety concerns/ fear of dogs/ owners not controlling their dogs	15	18
Aggressive/ violent dogs	10	9
Fights/ attacks between dogs	6	11
Waste of space/ resources/ unnecessary expense	3	1
Not enough of them/ need larger areas	2	4
Noisy/ smelly dogs	1	1
Spread of disease	1	2
Miscellaneous	2	4
No Benefits	49	43
Don't Know	7	3

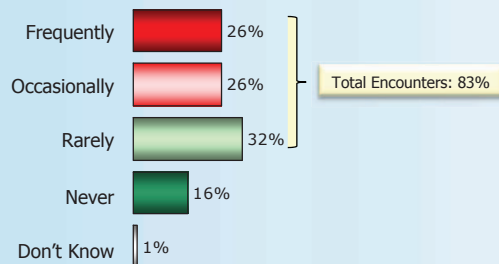
Q.4) And what do you see as the main drawbacks or negative impacts of designated off-leash dog areas?

- Less than half of all residents could think of any drawbacks to providing designated off leash dog areas; but for those who did, the main concerns were about owners not cleaning up dog waste properly, owners not controlling their dogs in these areas, providing free run for aggressive dogs and the potential for an increase in attacks between dogs.
- These concerns were shared similarly between owners and non-owners.

10



➤ Incidence of Off-Leash Encounters Outside Designated Areas



Base: Total (n=1,200)

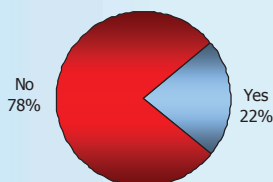
Q.5) In general, how often do you encounter dogs off-leash in places not designated as off-leash? Would you say...

- In all, more than eight-in-ten Surrey residents have encountered a dog off leash in places not designated as such.
- While about one-third of residents say this happens rarely, more than half says it occurs at least occasionally with one-quarter who says this happens frequently.
- About one-third of dog owners say they encounter dogs off leash frequently.

11

Incidence of Negative Experiences or Conflicts with Off-Leash Dogs

Negative Experience or Conflict

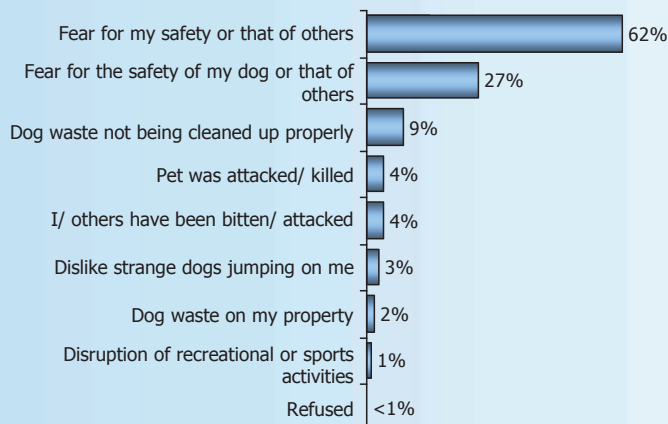


Base: Those who have encountered dogs off-leash in places not designated as off-leash (n=1,001)

Q.6) In the past two years, have you had a negative experience or conflict with an off-leash dog?

- In the past two years more than one-in-five Surrey residents that has encountered a dog off leash outside of a designated area, has had a negative experience or conflict with then.
- More than one-quarter of dog owners have had such an experience.

Nature of Negative Experience or Conflict



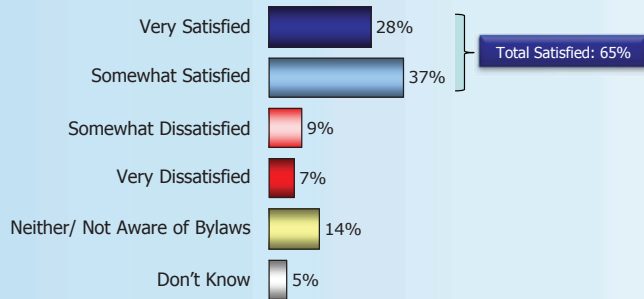
Base: Those who have had a negative experience or conflict with an off-leash dog (n=220)

Q.7) Can you briefly describe your experience?

- The majority of those who have had a negative experience or conflict with an off leash dog have simply been concerned for their safety or that of others (63%).
- The next most common result of such an encounter has been the concern for the safety of another dog (27%); this is also the most common experience and concern of dog owners (58%).
- Other experiences include concerns about dog waste not being cleaned up properly (9%), violence towards other pets (4%), and residents being bitten (4%) or jumped upon (3%).



> Satisfaction with Enforcement of Off-Leash Bylaws



Base: Total (n=1,200)

Q.8) How satisfied are you with the current level of enforcement of dog leash bylaws by the City of Surrey? Would you say...

- In spite of some negative experiences, the majority of Surrey residents feel satisfied with the current level of enforcement of dog leash bylaws by the City of Surrey (65%), with more than one-quarter "very satisfied" (28%).
- Almost one-in-five residents are either unaware of the dog leash bylaws or have no opinion of enforcement of them.
- The majority of dog owners are also satisfied with the level of enforcement (73%).

14



> Specific Locations of Concern Regarding Off-Leash Dogs

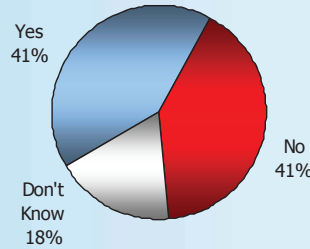
	Total (1,200) %	Dog Owners (320) %
YES	27	24
Parks without designated off-leash dog areas	9	8
School yards	6	5
Residential neighbourhoods	5	5
Beaches/ Crescent/ White Rock	3	2
Playgrounds/ around young children	2	2
Walking trails	2	<1
Playing fields	1	2
Miscellaneous	6	5
No	73	76

Q.9) Are there any specific locations in your community where you are concerned about dogs being off-leash where they shouldn't?

- While more than one-quarter of residents express a concern about specific areas in Surrey where dogs are off leash in areas they shouldn't be, no specific locations stand out in particular.
- Residents instead make more general reference to parks currently without designated off-leash areas, school yards and playgrounds, their residential neighbourhoods, beaches, walking trails and playing fields.

15

► Need for Additional Off-Leash Dog Areas in Surrey



Base: Total (n=1,200)

Q.10) In your opinion, do you feel there is a need for additional off-leash dog areas in Surrey?

- Opinion is somewhat divided among residents with regards the need for additional off-leash dog areas in Surrey, with about four-in-ten in each case that either recognize the need or do not, and 18% that is undecided.
- Female residents are more likely than males to recognize a need for additional off-leash dog areas (45% agree vs. 37% of males).
- Also, the majority of dog owners, two-thirds, believe more off-leash areas are needed.

► Suggested Specific Park Locations for Off-Leash Dogs

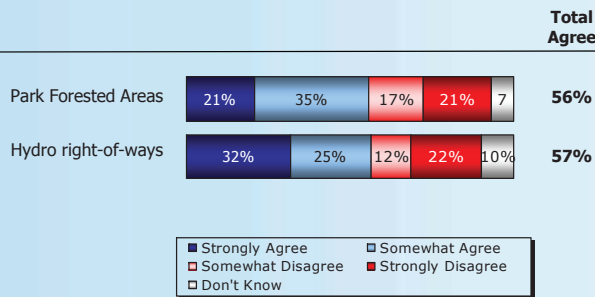
	Those Perceiving a need (488) %	Dog Owners Perceiving a need (212) %
Bear Creek Park (88 th & King George Hwy)	9	12
Crescent Park (Crescent Road)	3	5
Redwood Park (20 th Ave & 184 th St)	2	4
Cloverdale Athletic Park (168 th & 64 th Ave)	2	4
Green Timbers Park (100 th Ave & 144 th St)	2	3
Unwin Park (68 th Ave)	2	2
Fleetwood Park (80 th & 160 th)	2	1
Holland Park (100 th Ave & King George Hwy)	1	2
Other Locations	17	29
No Suggestions	66	49

Q.11) Are there any specific Surrey city park locations where you would like to see off-leash dog areas to be provided?

- Of those residents who believe there is a need for additional off-leash dog space in Surrey, most do not have any specific location in mind (66%); the most commonly named location, named by just fewer than one-in-ten, is in Bear Creek Park at the junction of 88th and King George Highway.
- Other locations, mentioned by 3% or fewer, include Crescent Park, Redwood Park, Cloverdale Athletic Park and Green Timbers Park, among others.
- While dog owners were somewhat more likely to name locations they thought would benefit from off-leash dog areas, these locations generally reflected those named by residents in general.



> Suitability of Suggested areas for Off-Leash Designation



Base: Total (n=1,200)

Q.12) Do you agree or disagree that park forested areas are suitable spaces for off-leash dogs?

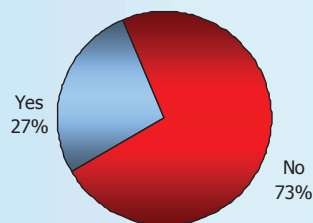
Q.13) And what about areas under power lines in Hydro right-of-ways, do you agree or disagree that they would be suitable sites for off-leash dogs?

- Just over half of all residents agree that park forested areas would be suitable for designation as off-leash, with one-in-five that agrees strongly; males are somewhat more likely than females to say this (60% vs. 53% respectively); dog owners are also particularly supportive of this (72% agree vs. 50% of non-owners).
- Similarly, more than half of all residents agree that hydro right-of-ways would be suitable for designation as off-leash, with one-third that agrees strongly; once again males are more likely than females to agree with this (64% vs. 50% respectively), with older residents somewhat more likely to agree than their younger counterparts (63% of those 35+ agree vs. 42% of those under 35). The majority of dog owners also agree (66% vs. 54% of non-owners).

18



> Incidence of Dog Ownership in Surrey



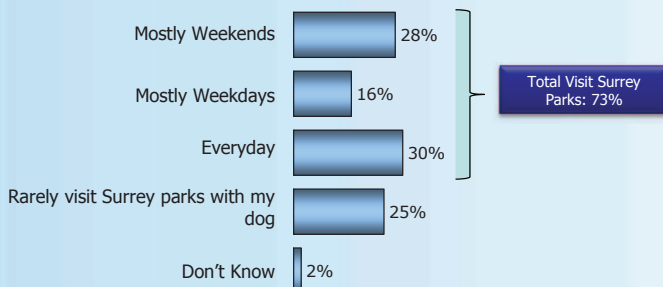
Base: Total (n=1,200)

Q.14) Do you currently own a dog?

- More than one-quarter of all Surrey residents currently owns a dog (27%).
- Dog owners are more likely to be:
 - aged between 35 and 54 years (31%);
 - live as a couple or in a household with children (each 28% vs. 16% of those who live alone);
 - currently employed for pay (32% vs. 20% of those not currently working)
 - and have an average household income of \$60,000 or more (39% vs. 15% of those who earn less).

19

Frequency of Visiting Surrey Parks with a Dog

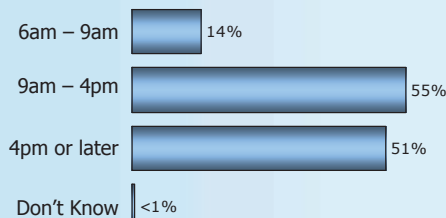


- About three-quarters of all Surrey dog owners regularly visit Surrey parks with their dogs, with almost one-third who do so every day (30%); a similar proportion who do so mainly on weekends (28%), while 16% go mainly during the week.

Base: Dog owners who visit Surrey Parks or Surrey Off-leash dog spaces (n=303)

Q.15) Do you visit Surrey public parks with your dog:

Times of day of Visits to Surrey Public Parks



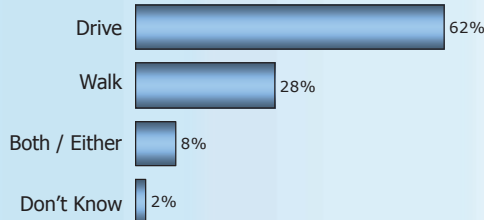
- Those visiting Surrey parks with their dogs are most likely to do so between 9am and 4pm (55%), or between 4pm and 9pm (51%), with about 14% visiting before 9am.
- Those more likely to visit Surrey parks during the daytime include:
 - females (61% vs. 47% of males),
 - and those aged 55 or better (70% vs. 53% of those 35 to 54 and 46% of those under 35);
- Those visiting after 4pm are more likely to be:
 - male (58% vs. 45% of females),
 - and those aged 18 to 34 (63%) or 35 to 54 (52%) compared with those aged 55 or better (32%).

Base: Dog owners who visit Surrey Parks or Surrey Off-leash dog spaces on a regular basis (n=220)

Q.16) Which of the following times of day do you usually visit Surrey parks with your dog?



Method of Travel to Surrey Off-Leash Dog Spaces



- The majority of dog owners who visit off-leash dog areas in Surrey currently drive there, while more than one-quarter currently walk.
- Those who walk are more likely to be male (35% vs. 22% of females), and under the age of 35 (40% vs. 23% of those 35+).

Base: Dog owners who visit Surrey off-leash dog parks (n=218)

Q.17) When you take your dog to the Surrey off-leash park you visit most often, do you:

23



Average Driving Time to Reach Current Off-Leash Space

	Dog Owners who drive (153) %
Less than 5 minutes	7
5 minutes	20
6 – 9 minutes	8
10 minutes	31
15 minutes	19
20 minutes	9
25 minutes or more	5
Don't Know	2
Mean Average	11 min.

Q.18) How many minutes do you drive to get there?

- On average, dog owners drive approximately 11 minutes to reach the off-leash area they visit most often.
- The majority, two-thirds, drive ten minutes or less to reach the off-leash area.

24

Reasonable Driving Time to Reach an Off-Leash Space

	Dog Owners (320) %
Less than 5 minutes	6
5 minutes	16
6 – 9 minutes	2
10 minutes	32
11 – 14 minutes	1
15 minutes	22
16 – 19 minutes	<1
20 minutes	9
25 minutes or more	6
Don't Know	7
Mean Average	12 min.

Q.19) How many minutes do you think is reasonable to drive to an off-leash dog park?

- Asked what they thought was a reasonable driving time to reach an off-leash dog park, the average estimate was 12 minutes, similar to that of those who currently drive to one.

Reasonable Walking Time to Reach an Off-Leash Space


	Dog Owners (320) %
5 minutes or less	8
6 – 9 minutes	1
10 minutes	24
11 – 14 minutes	1
15 minutes	24
20 minutes	18
25 minutes or more	20
Don't Know	5
Mean Average	18 min.

Q.20) And how many minutes do you think is reasonable to walk to an off-leash dog park?

- And asked what they thought was a reasonable walking time to reach an off-leash dog park, the average estimate was 18 minutes.



Rating of Surfaces used for Off-Leash Dog Spaces



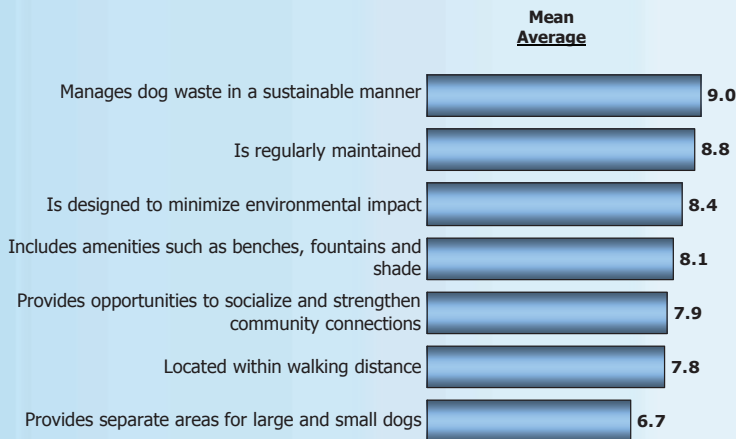
- When asked to rate various surfaces for use in an off-leash dog space, only one surface really stands out as considered user-friendly, that of natural turf or grass.
- Dog owners are not particularly supportive of alternative surfaces such as mulch, synthetic turf or gravel, and even less so with concrete or asphalt.

Base: Dog Owners (n=320)

Q.21) Next I'd like you to think about various surfaces that might be used for off-leash dog areas. Using a scale from 1 to 10 where 1 means not at all user friendly and 10 means very user friendly, how would you rate each of the following surfaces?



Importance of Criteria for a Successful Off-Leash Space



- While most criteria described to dog owners is deemed important, those of primary importance appear to be sustainable management of dog waste, regular maintenance of the area and a design that minimizes the environmental impact.
- Provision of amenities is of somewhat less importance, along with the opportunity to socialize and locating the area within walking distance.
- Of least importance to dog owners is the separation of large and small dogs.

Base: Dog Owners (n=320)

Q.22) And now, also using a scale from 1 to 10, where 1 means not at all important and 10 means very important, I'd like you to rate the importance of each of the following criteria for a successful off-leash dog park.

> Additional Comments

	Total (1,200) %	Dog Owners (320) %
Need more off-leash areas	6	13
Dog owners need to control their pets/ too dangerous/ safety concerns	5	4
Good for both dogs and their owners	4	6
Off-leash areas should be fenced off from rest of park	3	3
Improvements for dog parks (e.g. separate areas for big and small dogs, trails, water supply, bathroom facilities)	3	8
Dog owners must clean up after their pets/ enforce fines	3	1
No dogs should be off-leash	2	1
Should not be located in areas with lots of children (i.e. playgrounds, sports fields, schools)	2	1
Need to have an adequate number of dog waste containers	1	3
Miscellaneous	3	4
No Comments	76	64

Q.23) Are there any other comments you would like to make regarding off-leash dog parks in the City of Surrey?

- In all, less than one-quarter of residents had any further comments to make.
- Those who did comment mostly echoed themes that appeared throughout the survey, such as a general need for more off-leash spaces, the use of off-leash spaces for improved safety, and expressing concern regarding management of dog waste.

DEMOGRAPHIC PROFILE:

> Demographic Characteristics

	Total (1,200) %	Dog Owners (320) %
Gender		
Male	48	48
Female	52	52
Age		
18 to 24 yrs	13	15
25 to 34 yrs	17	14
35 to 44 yrs	21	19
45 to 54 yrs	20	28
55 to 64 yrs	14	15
65 years or more	15	10
Employment Status		
Employed (Full-/Part-time)	59	70
Retired	18	13
Student	8	8
Homemaker	8	5
Unemployed/on leave/other	6	5
Ethnic Background		
British	32	46
East Indian	24	8
Canadian	10	13
Other European	26	31
Other	14	11



Demographic Characteristics

	Total (1,200) %	Dog Owners (320) %
Household Composition		
Children in Household (NET)	62	66
Family with children under 18 at home	45	45
Family with adult children only at home	17	21
No Children in Household (NET)	37	33
Couple with no children at home	24	25
Single with no children at home	13	8
Household Income		
Less than \$60,000 (NET)	30	17
Less than \$40,000	13	7
\$40,000 to less than \$60,000	15	8
Refused further	3	1
\$60,000 or more (NET)	44	64
\$60,000 to less than \$80,000	13	15
\$80,000 to less than \$100,000	11	19
\$100,000 or more	16	23
Refused further	5	7
Refused All	26	19

PHONE QUESTIONNAIRE:



INTRO/SCREENER

Hello, I'm ___ of Mustel Group, a professional opinion polling firm. Today we are conducting a short survey on behalf of the City of Surrey regarding local community topics (less than 10 min. on average). We are not selling or soliciting anything and all responses are confidential.

- A. Just to make sure we are calling the right area can I just have your postal code? _____
- B. To randomize our survey, may I please speak with the [male/female] in your household who is the [youngest/oldest] adult 18 years of age or over? ARRANGE CALLBACK IF NECESSARY.

RECORD GENDER (OBSERVE): MALE FEMALE

MAIN TRACKING QUESTIONS

1. How often do you visit Surrey public parks? Would you say:
 - Daily
 - Weekly
 - Monthly
 - Rarely, or
 - Never
2. How often, if at all, do you visit public spaces in Surrey with a designated off-leash dog area in?

Would you say:

 - Daily
 - Weekly
 - Monthly
 - Rarely, or
 - Never
 - DO NOT READ: NOT AWARE SURREY HAD DESIGNATED OFF-LEASH DOG AREAS**
3. What do you see as the main benefits of designated off-leash dog areas?

4. And what do you see as the main drawbacks or negative impacts of designated off-leash dog areas?

5. In general, how often do you encounter dogs off-leash in places not designated as off-leash?

Would you say:

 - Frequently
 - Occasionally
 - Rarely, or
 - Never

(SKIP TO Q8)

14. Do you currently own a dog?
 YES
 NO

DOG OWNER QUESTIONS

IF VISIT SURREY PARKS Q1 OR Q2:

15. Do you visit Surrey parks with your dog:
 Mostly weekends
 Mostly weekdays, or
 Everyday
 RARELY VISIT SURREY PARKS WITH MY DOG
 DON'T KNOW

IF Q15 = WEEKENDS/WEEKDAYS/EVERYDAY ASK:

16. Which of the following times of day do you usually visit Surrey parks with your dog (check all that apply):
 6am – 9am
 9am – 4pm
 4pm or later
 DON'T KNOW

IF DOG OWNER AND VISIT SURREY OFF LEASH DOG PARKS Q2:

17. When you take your dog to the Surrey off-leash park you use most often, do you:
 Drive, or
 Walk
 BOTH / EITHER
 DON'T KNOW

IF DRIVE OR BOTH:

18. How many minutes do you drive to get there? _____ mins

ASK ALL DOG OWNERS:

19. How many minutes do you think is reasonable to drive to an off-leash dog park? _____ mins

20. And, how many minutes do you think is reasonable to walk to an off-leash dog park? _____ mins

21. Next I'd like you to think about various surfaces that might be used for off-leash dog areas. Using a scale from 1 to 10 where 1 means not at all user-friendly and 10 means very user-friendly, how would you rate each of the following surfaces?

Not at all user-friendly 1 2 3 4 5 6 7 8 9 10 Very user-friendly DK

- a. Natural turf or grass (vegetation)
- b. Artificial turf (synthetic)
- c. Gravel (decomposed granite, gravel screenings, stone dust)
- d. Wood chips (also called mulch)
- e. Concrete or asphalt paving

IF FREQUENTLY / OCCASIONALLY / RARELY ASK:

6. Have you had a negative experience or conflict with an off-leash dog?
 YES
 NO (SKIP TO Q8)

7. IF YES: Can you briefly describe your experience?

- FEAR FOR YOUR SAFETY OR THAT OF OTHERS
- FEAR FOR THE SAFETY OF YOUR DOG OR THAT OF OTHERS
- DOG WASTE NOT BEING CLEANED UP PROPERLY
- DISRUPTION OF RECREATIONAL OR SPORTS ACTIVITIES
- DISRUPTION OF LOCAL WILDLIFE OR WILDLIFE HABITAT
- OTHER SPECIFY: _____

8. How satisfied are you with the current level of enforcement of dog leash bylaws by the City of Surrey? Would you say:

- Very Satisfied
- Somewhat satisfied
- Somewhat dissatisfied
- Very dissatisfied
- NEITHER / NOT AWARE OF SURREY BYLAWS
- DON'T KNOW

9. Are there any specific locations in your community where you are concerned about dogs being off-leash where they shouldn't? SPECIFY _____

10. In your opinion, do you feel there is a need for additional off-leash dog areas in Surrey?

- YES
- NO

11. **IF YES:** Are there any specific Surrey City park locations where you would like to see off-leash dog areas to be provided? RECORD PARK NAME AND NEAREST CROSS STREETS OF LOCATION. ACCEPT UP TO 3 LOCATIONS

- LOCATON 1: _____
- LOCATON 2: _____
- LOCATON 3: _____
- DON'T KNOW

12. Do you agree or disagree that park forested areas are suitable spaces for off-leash dogs? **PROBE:** Is that very or somewhat?

- Strongly agree
- Somewhat agree
- Somewhat disagree
- Strongly disagree

13. And what about areas under power lines in Hydro right-of-ways, do you agree or disagree that they would be suitable sites for off-leash dogs? **PROBE:** Is that very or somewhat?

- Strongly agree
- Somewhat agree
- Somewhat disagree
- Strongly disagree

BASIC DATA

Just a few final questions to help us make sure our sample represents different groups in the population.

C. Into which of the following age categories may I place you?

- 18 to 24 years
- 25 to 34
- 35 to 44
- 45 to 54
- 55 to 64
- 65 years or better

D. Are you currently:

- Employed for pay (Full/Part)
- Unemployed
- Homemaker
- Retired
- Student

E. Which of the following best describes your current household? READ

- Single with no children at home
- A couple with no children at home
- A family with children under 18 at home (INCL. SINGLE PARENT HOUSEHOLD)
- A family with adult children only at home
- Other (SPECIFY) _____

F. While we all live in Canada, our ancestors come from many different ethnic backgrounds. What is the main ethnic background of your ancestors? _____

G. Which of the following categories best describes your total annual household income before taxes?

- Less than \$60,000
- Is that:
 - Less than \$40,000
 - \$40,000 to less than \$60,000
- Or \$60,000 or more
- Is that:
 - \$60,000 to less than \$80,000
 - \$80,000 to less than \$100,000
 - \$100,000 or more

CLOSING

Finally, in case my supervisor needs to verify this survey, may I please have your first name or initials _____

Thank you very much for your input; have a good day/evening!

22. And now, also using a scale from 1 to 10, where 1 means not at all important and 10 means very important, I'd like you to rate the importance of each of the following criteria for a successful off-leash dog park. RANDOMIZE ORDER Starting with:

Not at all important 1 2 3 4 5 6 7 8 9 10 Very important DK

- a. Located within walking distance (IF ASKED: for example, with walking distance of home)
- b. Includes amenities such as benches, fountains and shade
- c. Is regularly maintained
- d. Manages dog waste in a sustainable manner (IF ASKED: the disposal of dog waste in a manner that minimizes environmental impact)
- e. Is designed to minimize environmental impact
- f. Provides opportunities to socialize and strengthen community connections
- g. Provides separate areas for large and small dogs

ASK ALL

23. Are there any other comments you would like to make regarding off-leash dog parks in the City of Surrey?

APPENDIX 4.0 ONLINE SURVEY

1.0 OVERVIEW

2.0 DETAILED FINDINGS

1.0 OVERVIEW

The City of Surrey prepared an online survey available to members of the general public, to gather their input on issues relating to off leash areas. The results from this online survey are not scientific and do not accurately reflect general opinion among Surrey residents, yet provide valuable insights from members of the community wishing to express their opinions concerning these issues.

KEY FINDINGS

- 147 responses were received online. The vast majority of respondents were dog owners (92%)
- The majority (55%) of respondents visit Surrey public parks daily
- 61% visit designated off-leash dog areas in Surrey on a daily or weekly basis

2.0 DETAILED FINDINGS

- 86% feel there is a need for additional off leash dog areas in Surrey
- The five most frequently cited parks for additional OLAs:
 - » Green Timbers Park (11)
 - » Panorama Village Park (8)
 - » Bear Creek Park (7)
 - » Tynehead Park (7) – *not counted, owned and managed by Metro Vancouver*
 - » Redwood Park (6)
 - » Crescent Park (5)
- The five most frequently cited areas of the City for additional off leash dog areas:
 - » Cloverdale (17 responses)
 - » Sullivan Heights (15)
 - » Newton (13)
 - » Guildford (12)
 - » White Rock (7)
- Respondents expressed mixed feelings when seeing dogs off leash in areas not designated for off leash use: 44% enjoy seeing dogs off-leash, 34% are concerned with their safety or safety of others, 14% are indifferent, and 9% are angry.
- 50% of respondents have not experienced conflict with off-leash dogs, and 38% rarely experience conflicts
- 84% agree or strongly agree that designated OLAs help reduce conflicts between park users and off leash dogs
- 65% do not have concerns with a specific location in Surrey with dogs illegally running off leash
- 54% feel that hydro right-of-ways are suitable for off-leash dogs, while 46% disagree or are unsure
- Few (16%) are concerned about the environmental impacts of off-leash dogs
- Most (97%) believe off leash dog areas have positive impacts
- Few (17%) believe OLAs have negative impacts
- Most (58%) believe the current enforcement of dog leash and dog waste bylaws is adequate
- 62% are satisfied or somewhat satisfied that the City of Surrey has met their needs concerning dog off leash areas
- The majority (56%) are willing to contribute personal resources (time or money) to support off leash areas, while 43% are not willing or are unsure.
- Most dog owners walk/play with their dogs off-leash at home (35%), at designated OLAs (33%) or in non-designated off leash areas (18%)
- Most visit Surrey Parks everyday (45%) or on weekends (28%), and most visit between 9am and 4pm (48%).
- The majority (73%) drive to off-leash dog sites
- A minority (18%) walk to off-leash dog sites
- Other comments / suggestions
 - » Incorporate OLAs within all neighbourhood plans
 - » Improve / enlarge existing OLAs
 - » Ocean / water access

APPENDIX 5.0

OPEN HOUSE SERIES 1

1.0 OVERVIEW

2.0 SUMMARY OF SURVEY RESULTS

3.0 SURVEY QUESTIONS + DETAILED RESULTS

4.0 MAPPING EXERCISE

5.0 SUMMARY OF PREFERRED LOCATIONS

1.0 OVERVIEW

Public open houses were conducted in each of Surrey's six town centres during the month of May, 2011: Newton on May 4th (4 attendees), Guildford on May 4th (13 attendees), Whalley on May 11th (11 attendees), Cloverdale on May 11th (4 attendees), Fleetwood on May 18th (17 attendees), and South Surrey on May 18th (50 attendees).

After reading a brief overview of the Off leash dog areas Master Plan project, participants were asked to indicate locations for both suitable and unsuitable sites. Participants were also asked to complete an in-depth survey regarding dog off leash area issues, which included ample space for additional comments. Responses from these surveys are compiled below.

Input received at these events was used to help inform the design guidelines, the location / provision guidelines, and the operational best management practices.

Attendance at the open houses varied by location as follows: Cloverdale (4), Newton (4), Guildford (16) South Surrey (50), Whalley (11), Fleetwood (17).

SURVEY OVERVIEW

Surveys were filled out by participants attending the open houses in May 2011. The majority of surveys were completed at the open house, though some were received after the event via mail.

104 surveys were received, although these were not equally distributed across town centres. Thus, the survey results are not considered to be an accurate reflection of the town centre population. The following are the number of surveys received by town centre:

- South Surrey: 50
- Fleetwood: 17
- Guildford: 13
- Whalley / City Centre: 11
- Newton: 4
- Cloverdale: 4
- Mailed-in surveys: 10

2.0 SUMMARY OF SURVEY RESULTS

Most respondents use regular public parks on a **daily** basis, between the hours of 9am and 4pm, and go to off-leash areas less often. Of those people who recreate off-leash with their dogs, **most (58%) go to designated off-leash areas** or play at home (43%), while many (38%) admit to recreating their dogs off-leash in regular public parks. Fewer respondents walk or play with their dog off-leash outside of Surrey or on hiking trails.

When respondents do use off-leash parks, they typically **drive an average of 15 minutes** to get to them (82%). Most would prefer driving approximately 10 minutes to get to an off-leash park, or would prefer walking for about 20 minutes.

Most respondents (94%) would like to see more off-leash areas, and the majority (63%) are willing to contribute **personal resources (time or money)** to support these areas. Despite this demand, almost half (46%) of respondents feel their needs have been met or somewhat met by the City of Surrey with regard to off-leash dog areas.

The majority of respondents (80%) **enjoy or are indifferent to seeing dogs off leash** in areas not designated for off-leash use, and most (86%) rarely or never experience conflicts with off-leash dogs in Surrey parks. Most (92%) respondents agree or strongly agree that having designated off-leash areas help to reduce conflicts between park users and off-leash dogs.

Locations where people recommend the addition of off-leash parks were very diverse (see suggested sites listed below under survey questions and responses). A majority of people—Few (28%) people are concerned about potential **environmental impacts** of off-leash dogs. Of the concerns cited, dog waste management was the top concern.

Most respondents (95%) believe that off leash dog areas have **positive impacts**. Enhanced recreation and play opportunities cited as the most positive impact, followed by opportunities to provide park amenities for dogs and dog owners, and enhanced safety for dogs. The potential for off leash areas to reduce off-site environmental impacts (due to increased control over dog activity) was the least important impact.

Only 10% of respondents think that off leash dog areas have negative impacts, and another 7% are undecided. Dog waste management was the top concern of respondents. The majority (60%) of respondents feel that **existing enforcement of dog leash and dog waste bylaws is adequate**. Improperly managed dog waste was the main source of conflict for those who did report conflicts.

The **preferred surfacing** material is natural turf, followed by sand and wood chips or crusher dust.

The **most important qualities of a successful dog park** are that it is safe for both people and dogs, has sustainable dog waste management, and has amenities for people and dogs. Of moderate import was having off leash dog areas within walking distance, making sure the parks are regularly maintained, having minimum impacts on environmentally sensitive areas, and having opportunities to socialize with other dog owners. Separating large and small dogs was of the least concern to respondents.

3.0 SURVEY QUESTIONS + DETAILED RESULTS

SURVEY QUESTIONS + RESPONSES

1. DO YOU OWN A DOG?

96% survey respondents own a dog.

2. WHAT IS YOUR POSTAL CODE

3. HOW OFTEN DO YOU VISIT SURREY PUBLIC PARKS?

22% visit Surrey public parks WEEKLY

78% visit Surrey public parks DAILY

1% RARELY visit Surrey public parks

4. HOW OFTEN DO YOU VISIT DESIGNATED OFF-LEASH DOG AREAS IN SURREY?

34% visit designated off leash areas in Surrey DAILY

40% visit designated off leash areas in Surrey WEEKLY

7% visit designated off leash areas in Surrey MONTHLY

1% were UNAWARE that Surrey had designated off leash areas

10% RARELY visited designated off leash areas in Surrey

10% NEVER visited designated off leash areas in Surrey

5. DO YOU FEEL THERE IS A NEED FOR ADDITIONAL OFF-LEASH DOG AREAS IN SURREY?

94% respondents felt there is a need for additional dog off leash areas in Surrey. Respondents were asked to list up to three specific locations where they would like to see additional off leash dog areas. These sites are listed below with the number of times cited.

SOUTH SURREY (50 respondents)

- **13 Bakerview Park**
- **11 Sunnyside Park**
- **11 Redwood Park**
- 10 Crescent Park

- 4 Morgan Creek
- 3 Dogwood, expanded/improved
- 3 Rosemary Heights
- 2 Colebrook Park
- 2 Elgin Park
- 2 Fergus Watershed
- 2 Grandview Heights
- 2 Latimer Park
- 2 Southmere Village
- 1 Bell Park
- 1 Bridlewood Park
- 1 Douglas (Summerfield)
- 1 Grandview / Morgan Heights
- 1 Kwomis Point
- 1 Mound Farm
- 1 Semiahmoo Trail
- 1 Serpente River
- 1 South Surrey Athletic
- 1 Southview Village
- 1 White Rock Beach
- 1 Alderwood Park

CLOVERDALE (4 respondents)

- **3 Hydro ROW**
- **2 Hixnoll near Colebrook Road, by parking lot (away from nesting birds)**
- **2 Redwood Park**
- 1 dyke area by Churchland Park
- 1 Clayton Heights

NEWTON (4 respondents)

- **2 Senator Reed Park**
- **2 Aspen Park**
- **1 Unwin Park**

FLEETWOOD (17 respondents)

- **9 Fleetwood Park**
- **4 Green Timbers**
- **3 Surrey Lake**
- 1 Cloverdale Park
- 1 East Clayton
- 1 160st + 83 Ave needs fence
- 1 Clayton Heights
- 1 Green Acres
- 1 Tynehead
- 1 Hydro ROW

WHALLEY (11 respondents)

- **7 Green Timbers**
- **3 Bear Creek**
- **3 Bolivar Park**
- **3 Surrey Lake**
- 2 Royal Heights
- 2 Invengarry
- 2 Hawthorne Park
- 1 Bonnaccord
- 1 Cedar Hills
- 1 Grovenor Road
- 1 General – more off-leash trails
- 1 Robson park
- 1 Holland park
- 1 AHP Mathew

GUILDFORD (13 respondents)

- **4 Fraser Heights park, [south end, toward 104]**
- **4 Green Timbers**
- **3 Surrey Bend**
- **3 Bear Creek**
- 2 Port Mann landfill site
- 2 Bothwell
- 2 Tom Hopkins Ravine Park
- 2 Royal Heights Park
- 1 Witness trail

- 1 154 between 110 and 108
- 1 Fraserview Park
- 1 Port Kells
- 1 Tynehead, expanded
- 1 Robin

MAIL-IN SURVEYS (8 respondents)

- 2 Royal heights
- 3 Hawthorne Rotary Park
- 3 Bear Creek park

6. HOW DO YOU FEEL WHEN YOU ENCOUNTER OFF LEASH DOGS IN AREAS NOT DESIGNATED FOR OFF LEASH USE?

17% of respondents feel **INDIFFERENT**

63% of respondents **ENJOY** seeing dogs off leash

10% of respondents feel **ANGRY**

19% are **CONCERNED** for the safety of themselves and others

7. HAVE YOU EXPERIENCED ANY CONFLICTS WITH OFF-LEASH DOGS IN SURREY PARKS?

46% of respondents have **RARELY** experienced any conflicts with off leash dogs in Surrey Parks

14% of respondents have **FREQUENTLY** experienced conflicts with off leash dogs in Surrey Parks. Respondents identified “dog waste not properly managed” as the top reasons for conflict.

40% of respondents have **NEVER** experienced any conflicts with off leash dogs in Surrey Parks

8. DO YOU FEEL THAT DESIGNATED OFF-LEASH AREAS HELP REDUCE CONFLICTS BETWEEN PARK USERS AND OFF-LEASH DOGS?

31% of respondents **AGREE** that designated off leash areas help reduce conflicts between park users and off leash dogs

61% of respondents **STRONGLY AGREE** that designated off leash areas help reduce conflicts between park users and off leash dogs

6% of respondents ARE UNDECIDED whether designated off leash areas help reduce conflicts between park users and off leash dogs

3% of respondents DISAGREE that designated off leash areas help reduce conflicts between park users and off leash dogs

9. DO YOU HAVE ANY CONCERNS WITH A SPECIFIC LOCATION IN SURREY WHERE DOGS ARE ILLEGALLY RUNNING OFF-LEASH?

81% respondents had NO specific locations in Surrey where they are concerned about dogs illegally running off leash

16% of respondents did have specific locations where they are concerned

10. DO YOU FEEL THAT HYDRO RIGHT-OF-WAYS ARE SUITABLE SITES FOR OFF LEASH DOGS?

63% of respondents AGREE that hydro right of ways are suitable sites for off leash dogs

12% of respondents DISAGREE that hydro right of ways are suitable sites for off leash dogs.

22% of respondents ARE UNSURE that hydro right of ways are suitable sites for off leash dogs

11. ARE YOU CONCERNED ABOUT THE ENVIRONMENTAL IMPACTS OF OFF-LEASH DOGS?

28% of respondents ARE CONCERNED about the environmental impacts of off leash dogs

63% of respondents ARE NOT CONCERNED about the environmental impacts of off leash dogs

11% of respondents ARE UNSURE about the environmental impacts of off leash dogs.

Respondents identified the following reasons for environmental impact concerns:

- negative impact on wildlife
- negative impact of water quality
- negative impact on wildlife habitat
- dog waste management (23% of those with concerns)

12. DO YOU BELIEVE OFF LEASH DOG AREAS HAVE POSITIVE IMPACTS?

95% respondents believe off leash areas have positive impacts. The following benefits were ranked in order of priority:

Most Important:

- Enhanced recreation / play opportunities for dogs
- Enhanced safety for dogs
- Park amenities for dogs and dog owners

Moderately Important:

- Limiting negative environmental impact by having designated sites
- Social opportunities among dog owners

13. DO YOU BELIEVE THAT OFF LEASH AREAS HAVE NEGATIVE IMPACTS?

83% of respondents DO NOT believe off leash areas have negative impacts

10% of respondents BELIEVE off leash areas have negative impacts

7% of respondents are UNDECIDED if off leash areas have negative impacts.

Respondents who believe off leash areas have negative impacts ranked the following concerns in order of priority:

Most Important:

- Sustainable dog waste management

Moderately Important:

- Negative impacts on wildlife and habitat areas
- Safety concerns for off leash sites that are not enclosed

Least Important:

- Negative impacts on water quality
- Wear and tear on parks from concentrated dog use

14. DO YOU BELIEVE CURRENT ENFORCEMENT OF DOG LEASH AND DOG WASTE BYLAWS IN THE CITY OF SURREY IS ADEQUATE?

60% respondents believe current enforcement of dog leash and dog waste bylaws in the City of Surrey IS adequate.

32% respondents believe current enforcement of dog leash and dog waste bylaws in the City of Surrey IS NOT adequate.

5% respondents are UNDECIDED if current enforcement of dog leash and dog waste bylaws in the City of Surrey is adequate.

15. AS A PARK USER OR A DOG OWNER, ARE YOU SATISFIED THAT CITY OF SURREY STAFF HAVE MET YOUR NEEDS CONCERNING OFF-LEASH DOG AREAS?

19% respondents indicated they are satisfied that City of Surrey staff has met their needs concerning dog off leash areas. This does not include respondents who indicated they have had not contact with City of Surrey regarding dog-related issues.

27% respondents indicated that City of Surrey staff has SOMEWHAT met their needs concerning dog off leash areas.

(46% are satisfied or somewhat satisfied)

32% respondents indicated they are NOT satisfied that City of Surrey staff has met their needs concerning dog off leash areas.

16. ARE YOU WILLING TO CONTRIBUTE PERSONAL RESOURCES (TIME OR MONEY) TO SUPPORT OFF LEASH DOG AREAS?

63% respondents indicated they ARE WILLING to contribute personal resources (time or money) to support off leash areas.

11% respondents indicated they are NOT WILLING to contribute personal resources (time or money) to support off leash areas.

26% respondents indicated they are UNSURE whether they are willing to contribute personal resources (time or money) to support off leash areas.

QUESTIONS FOR DOG OWNERS ONLY:

17. WHERE DO YOU MOST FREQUENTLY WALK OR PLAY WITH YOUR DOG OFF-LEASH?

58% in designated off leash sites in Surrey Parks

38% in non-designated off leash areas in Surrey Parks

43% at home

20% on hiking trails

23% at sites located outside of Surrey

3% none of the above

18. WHAT DAYS ARE YOU MOST LIKELY TO VISIT SURREY PARKS WITH YOUR DOG?

The majority (67%) of respondents indicated that they are most likely to visit Surrey Parks with their dog EVERYDAY.

A few responded they are most likely to visit Surrey Parks with their dog on WEEKDAYS (21%)

Less respondents indicated WEEKENDS (17%)

19. WHAT TIME OF DAY ARE YOU MOST LIKELY TO VISIT SURREY PARKS WITH YOUR DOG? (MARK ALL THAT APPLY)

The most common time of day respondents were likely to visit Surrey Parks with their dog is between 9am to 4pm (68%).

4pm to 9pm was next most common (50%), followed by 6am-9am (22%)

20. DO YOU CURRENTLY DRIVE TO ANY OFF-LEASH DOG SITES?

82% respondents indicated they currently drive to any off leash dog sites. Respondents spent an average of about 15 mins driving to off leash dog sites. On average, respondents indicated that approximately 10 min driving time is reasonable.

21. DO YOU CURRENTLY WALK TO ANY OFF-LEASH DOG SITES?

68% of respondents do NOT walk to any off-leash dog sites

25% respondents currently walk to any off leash dog sites.

On average, respondents indicated that approximately 20 mins walking time is reasonable to get to an off-leash dog site.

22. RESPONDENTS RATED THE FOLLOWING SURFACE MATERIALS IN THE FOLLOWING ORDER OF PREFERENCE (BEST TO WORST)

Preferred materials:

- Turf

- Sand
- Wood chips / Crusher dust

Least preferred materials:

- Concrete / asphalt
- Artificial turf

23. RESPONDENTS RATED THE FOLLOWING ATTRIBUTES OF A SUCCESSFUL OFF LEASH DOG PARK IN THE FOLLOWING ORDER OF PREFERENCE:

Most Important:

- Safe for dogs and people
- Sustainable dog waste management
- Amenities (eg. Benches, fountains, shade, etc.)

Moderately Important:

- Located within walking distance
- Regular maintenance
- Minimal impact to sensitive environmental areas
- Opportunities to socialize and strengthen community connections

Least Important:

- Separation of large and small dog area

SURVEY FORM

NB: sourced used to generate questions include "An Inquiry into Portland's Canine Quandary: Recommendations for a Citywide Off-leash Program" (2003) and Denver Parks + Recreation Dog Parks and Dog Off-Leash Master Plan Survey (2009).

PUBLIC SURVEY - MAY 2011

SURREY OFF LEASH DOG PARKS

SURVEY QUESTIONS



Respondent Name (optional):

Respondent Email Address (optional):

1. Do you own a dog?

yes

no

2. What is your postal code?

3. How often do you visit Surrey Public Parks?

daily

weekly

monthly

rarely

never

4. How often do you visit designated off-leash dog areas in Surrey?

daily

weekly

monthly

rarely

never

I was not aware Surrey had designated off leash dog areas

5. Do you feel there is a need for additional off leash dog areas in Surrey?

yes

no

unsure

If you answered yes, please recommend up to three specific locations where you would like off leash dog areas to be provided:

PUBLIC SURVEY - MAY 2011

SURREY OFF LEASH DOG PARKS

6. Describe your response when you see dogs off leash in Surrey Parks, in areas NOT designated for off leash use:

- enjoy seeing dogs off leash
- indifferent
- angry
- concerned for the safety of myself or others

7. Have you experienced any conflicts with off-leash dogs in Surrey Parks?

- frequently
- rarely
- never

If you answered frequently, please describe the conflicts: (mark all that apply)

- fear for personal safety
- fear for dog safety
- dog waste not properly managed
- dogs disrupting recreational activities
- dogs disrupting wildlife or wildlife habitat
- other: _____

8. Do you feel that designated off-leash areas help reduce conflicts between park users and off leash dogs?

- strongly agree
- agree
- unsure
- disagree
- strongly disagree

9. Do you have any concerns with a specific location in Surrey where dogs are illegally running off leash?

- yes
- no

If you answered yes, please identify the specific location(s):

PUBLIC SURVEY - MAY 2011

SURREY OFF LEASH DOG PARKS

10. Do you feel that hydro right-of-ways are suitable sites for off leash dogs?

- yes
- no
- unsure

11. Are you concerned about the environmental impacts of off leash dogs?

- yes
- no
- unsure

If you answered yes, please describe your concerns: (mark all that apply)

- negative impact on water quality
- negative impact on wildlife
- negative impact on wildlife habitat
- dog waste management
- other: _____

12. Do you believe off leash dog parks have positive impacts?

- yes
- no
- unsure

If you answered yes, please rate the following benefits on a scale from 1 to 10 (10 being most important):

- enhanced recreation / play opportunities for dogs
- enhanced safety for dogs
- social opportunities among dog owners
- limiting negative environmental impact by having designated sites
- opportunities to provide park amenities for dogs and dog owners
- other: _____

..... PUBLIC SURVEY - MAY 2011
SURREY OFF LEASH DOG PARKS

13. Do you believe off leash dog parks have negative impacts?

- yes
- no
- unsure

If you answered yes, please rate the following concerns on a scale from 1 to 10
(10 being most important):

- sustainable dog waste management
- negative impacts on wildlife and habitat areas
- negative impacts on water quality
- safety concerns for off leash sites that are not enclosed
- wear and tear on parks from concentrated dog use
- other: _____

14. Do you believe current enforcement of dog leash and dog waste bylaws in the City of Surrey is adequate?

- yes
- no
- I'm not aware of Surrey's dog leash and dog waste bylaws

15. As a park user or a dog owner, are you satisfied that City of Surrey staff have met your needs concerning off leash dog areas?

- yes
- somewhat
- no
- I have had no contact with City of Surrey staff regarding dog-related issues

16. Are you willing to contribute personal resources (time or money) to support off leash dog parks?

- yes
- no
- unsure

PUBLIC SURVEY - MAY 2011
SURREY OFF LEASH DOG PARKS

ADDITIONAL QUESTIONS FOR DOG OWNERS

If you answered yes to question one, please continue the survey:

17. Where do you most frequently walk or play with your dog off leash?

- at home
- at designated off leash sites in Surrey Parks
- at Surrey Parks in non-designated off leash areas
- at sites located outside of Surrey
- hiking trails
- none of the above

18. What days are you most likely to visit Surrey parks with your dog?

- weekends
- weekdays
- everyday
- I rarely visit Surrey parks with my dog

19. What time of day are you most likely to visit Surrey parks with your dog? (mark all that apply)

- 6 a.m. - 9 a.m.
- 9 a.m. - 4 p.m.
- 4 p.m. - 9 p.m.
- I rarely visit Surrey parks with my dog

20. Do you currently drive to any off leash dog sites?

- yes
- no

If yes, how many minutes do you drive to get there?

How many minutes driving time do you think is reasonable to get to an off leash dog area?

PUBLIC SURVEY - MAY 2011
SURREY OFF LEASH DOG PARKS

21. Do you currently walk to any off leash dog sites?

- yes
- no

How many minutes would you be willing to walk to get to an off leash dog area?

22. Rate each of the following surface materials for dog parks from 1 to 10 (10 being most important):

- turf (grass vegetation)
- artificial turf (synthetic product)
- decomposed granite (gravel screenings, stone dust)
- wood chips (mulch)
- concrete or asphalt paving
- sand

23. Rate each of the following criteria for successful off leash dog parks from 1 to 10 (10 being most important):

- located within walking distance
- amenities (eg. benches, fountains, shade, trees...)
- regular maintenance
- sustainable dog waste management
- safe for dogs and people
- minimal impact to sensitive environmental areas
- opportunities to socialize and strengthen community connections
- separation of large and small dog areas

Thank you very much for your participation and comments. Please return this survey to us before you leave.
OR

You may take this form home and return it to Surrey City Hall on or before Tuesday, May 31, 2011.

Mail to:
Parks Planning Research and Design
Parks, Recreation & Culture Department, City of Surrey
14245 56 Avenue, Surrey, BC, V3X 3A2 or fax: 604-598-5781 or email: parksrecculture@surrey.ca

4.0 MAPPING EXERCISE

At each public open house event, participants were informed that the mapping exercise was an opportunity for them to provide recommendations for future off leash dog park locations. They were informed that a minimum of six proposed locations for future off leash areas would be presented to Council in the fall of 2011, and this mapping exercise would help inform the selection of those sites.

Participants were invited to use green and red markers to indicate sites that they considered to be suitable (green) or unsuitable (red) as potential future off leash dog park locations. For example, if a participant knew that a particular park was an important nesting area for birds and therefore not suited for use as an off leash dog park, they could indicate this using a red marker. A 'Blue Sky Thinking' approach was encouraged, in that the only site selection criteria participants were asked to meet was that the location be on parkland owned by the City. The maps provided clearly indicated city-owned green spaces.

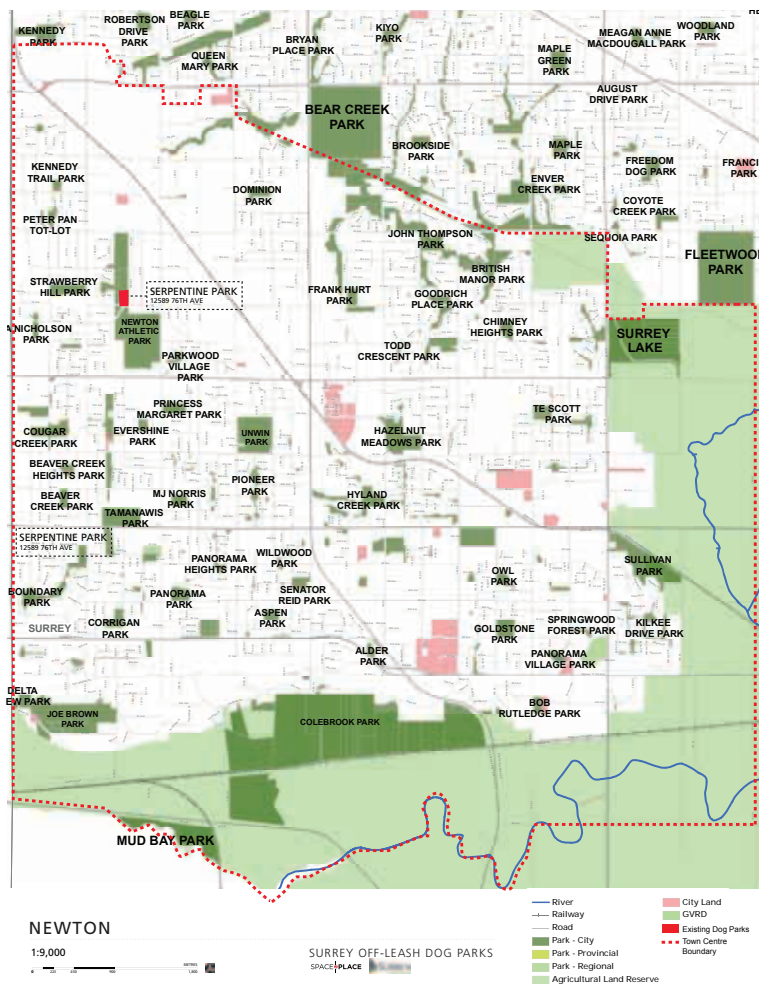
Participants were allowed to select as many sites as they wished, but were asked to cast one vote per site. Based on the mapping exercise results, however, it appears that some participants voted multiple times for the same site.

Two display boards were presented at these open houses events. One board provided an overview of the project (including the public engagement process, project time line) and the other board showed a map of the existing seven off leash areas operated by the City of Surrey.

Each town centre open house featured maps of the town centre, which participants used to indicate their site selections. A map showing the City of Surrey was also available, if participants wanted to select sites beyond their town centre.

The following outlines the results of the mapping exercise by town centre.

NEWTON



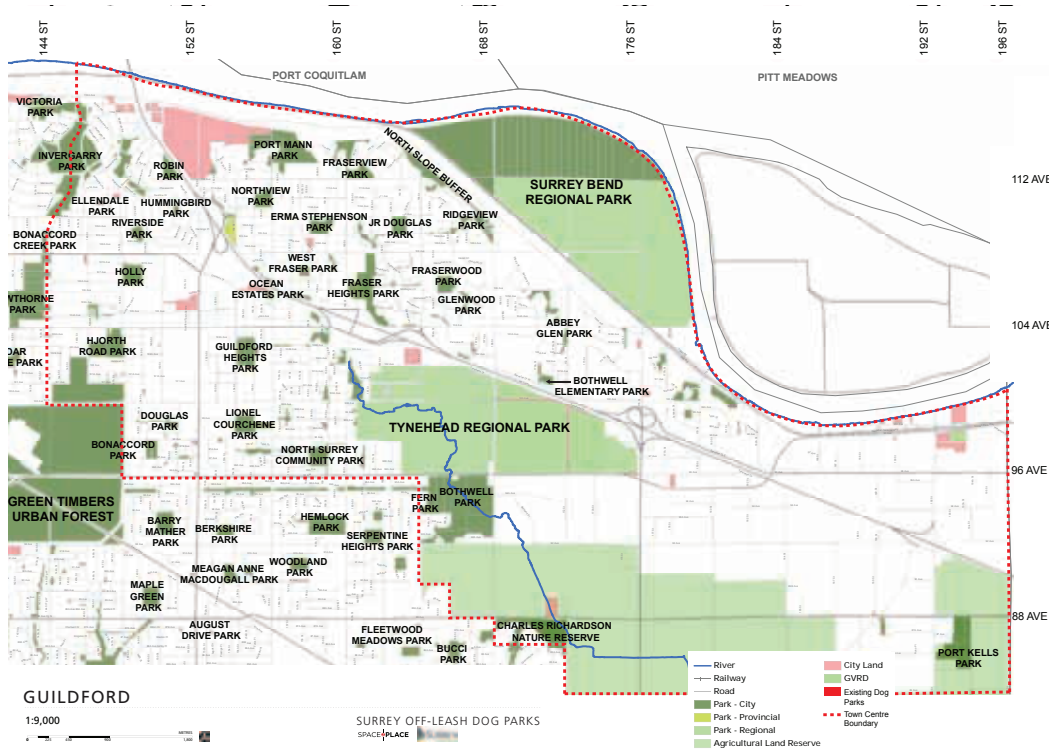
SUITABLE SITES

- Surrey Lake Park - 13
- Colebrook Park - 7
- Mud Bay Park - 4
- Bear Creek Park (Newton Portion) - 2
- Joe Brown Park - 2
- Sullivan Park - 2
- Chimney Hill Park - 1
- Unwin Park - 1
- Panorama Heights Park - 1
- Aspen Park - 1
- Senator Reid Park - 1
- Bob Rutledge Park - 1
- Panorama Village Park - 1

UNSUITABLE SITES

- Surrey Lake Park - 1
- Goldstone Park - 1

GUILDFORD



UNSUITABLE SITES

- None identified

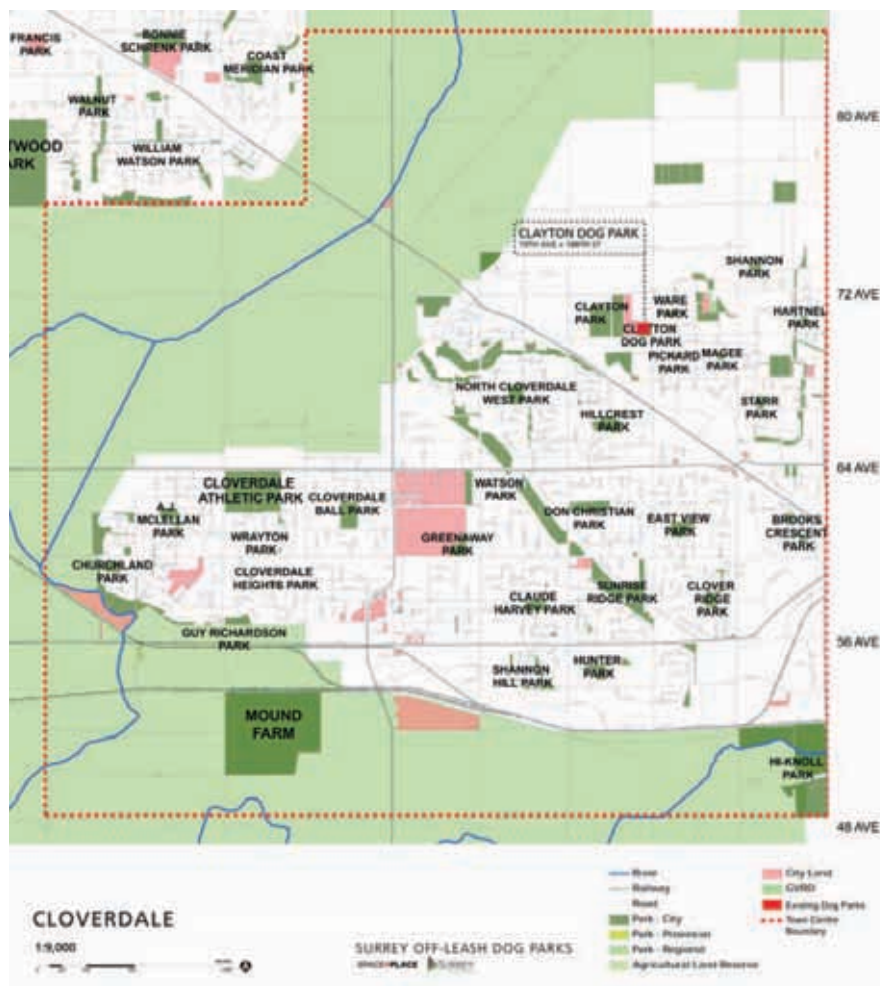
SUITABLE SITES

- Surrey Bend - 7
- Port Mann Park - 7
- Invergarry Park - 6
- Guildford Heights Park - 4
- Fraser Heights Park - 4
- Northview Park - 3
- Jr Douglas Park - 3
- Green Timbers (Guildford Portion) - 3
- Ridgeview Park - 2
- Bothwell Park - 2
- Robin Park - 2
- Erma Stephenson Park - 2
- City-Owned Land Directly West Of Port Mann Park - 2
- Greenbelt At 110 + 153 - 1
- West Fraser Park - 1
- Ocean Estates Park - 1
- Frasersview Park - 1
- North Slope Buffer - 1
- Greenbelt At 106 + 171A - 1
- Charles Richardson Nature Reserve - 1
- Holly Park - 1

CLOVERDALE

SUITABLE SITES

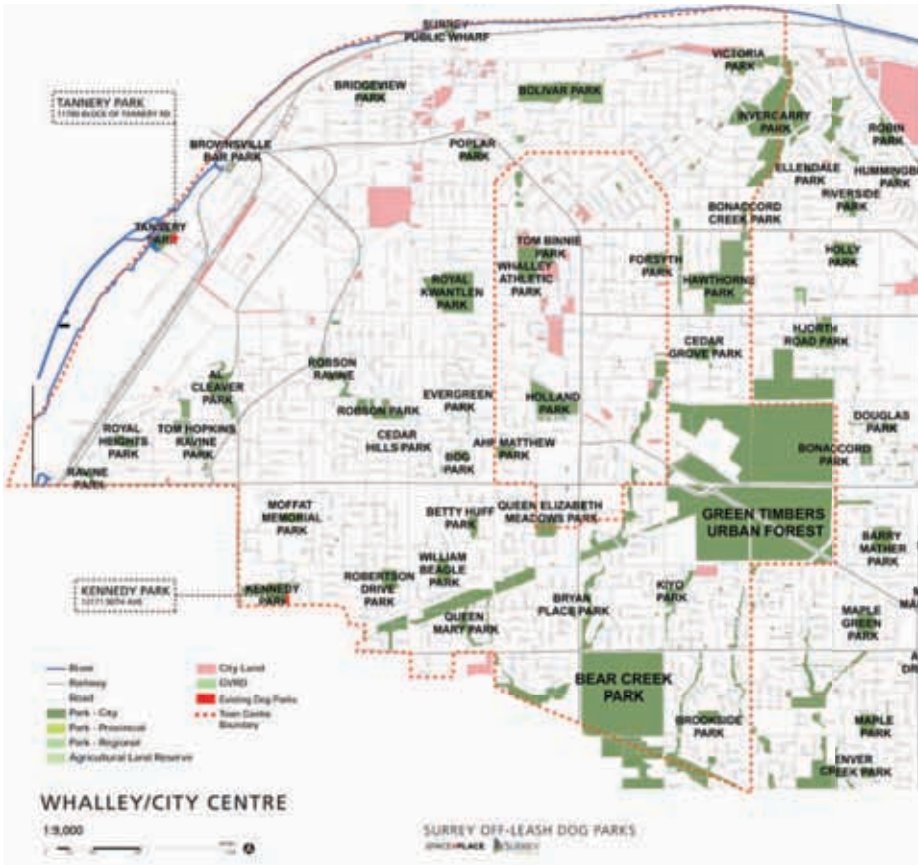
- Cloverdale Athletic Park - 4
- Mound Farm Park - 2
- Greenbelt South Of
- Churchland Park - 2
- Greenbelt North Of
- Churchland Park - 1
- Sunrise Ridge Park - 2
- Main Utility Row - 7
- East View Park - 1
- Neighbourhood Park At 72A + 190 - 1
- Neighbourhood Park At 68 + 194 - 2
- Hi-Knoll Park - 7 (Note Issue Of Nesting Birds)
- West Side Of Clayton Park - 1



UNSUITABLE SITES

- Main Utility Row - 1
- Cloverdale Athletic Park - 1
- Hi-Knoll Park - 1

WHALLEY/CITY CENTRE



SUITABLE SITES

- Green Timbers (Whalley Portion) - 31
- Hawthorne Park - 13
- Bear Creek Park (Whalley Portion) - 10
- Utility Row North Of
- Queen Mary Park - 7
- Holland Park - 5
- Robson Park - 4
- Victoria Park - 4
- Whalley Athletic Park - 3
- Royal Kwantlen Park - 3
- Tannery Park - 3
- Bolivar Park - 3
- Bog Park - 3
- Queen Elizabeth Park - 2
- Robson Ravine - 2
- Kennedy Park (West Side) - 2
- Brownsville Bar Park - 2
- Queen Mary Park - 1
- Tom Binnie Park - 1
- Utility Row West Of
- Green Timbers - 1
- Royal Heights Park - 1
- Al Cleaver Park - 1
- Surrey Public Wharf - 1
- Brookside Park - 1

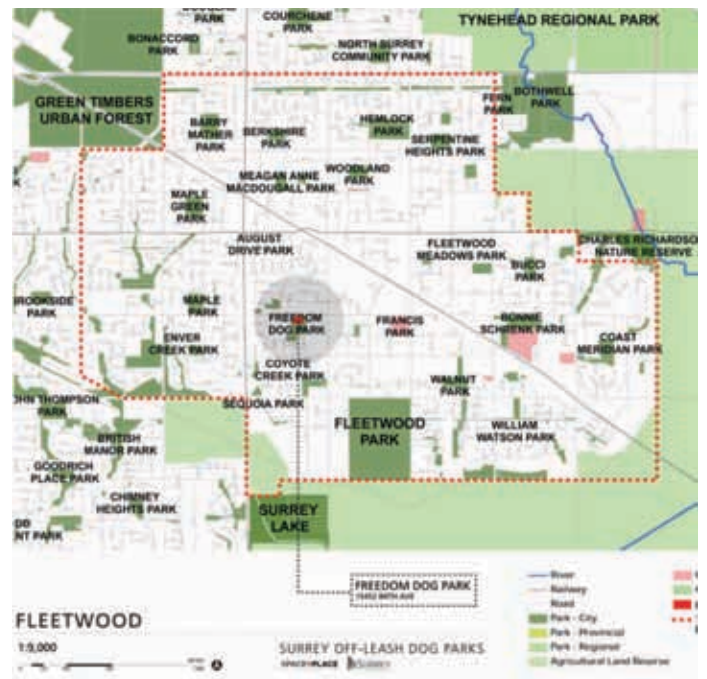
UNSUITABLE SITES

- Utility Row North Of
- Queen Mary Park - 6
- Tannery Park - 3
- Holland Park - 2
- Green Timbers (Whalley Portion) - 1
- Whalley Athletic Park - 1

FLEETWOOD

SUITABLE SITES

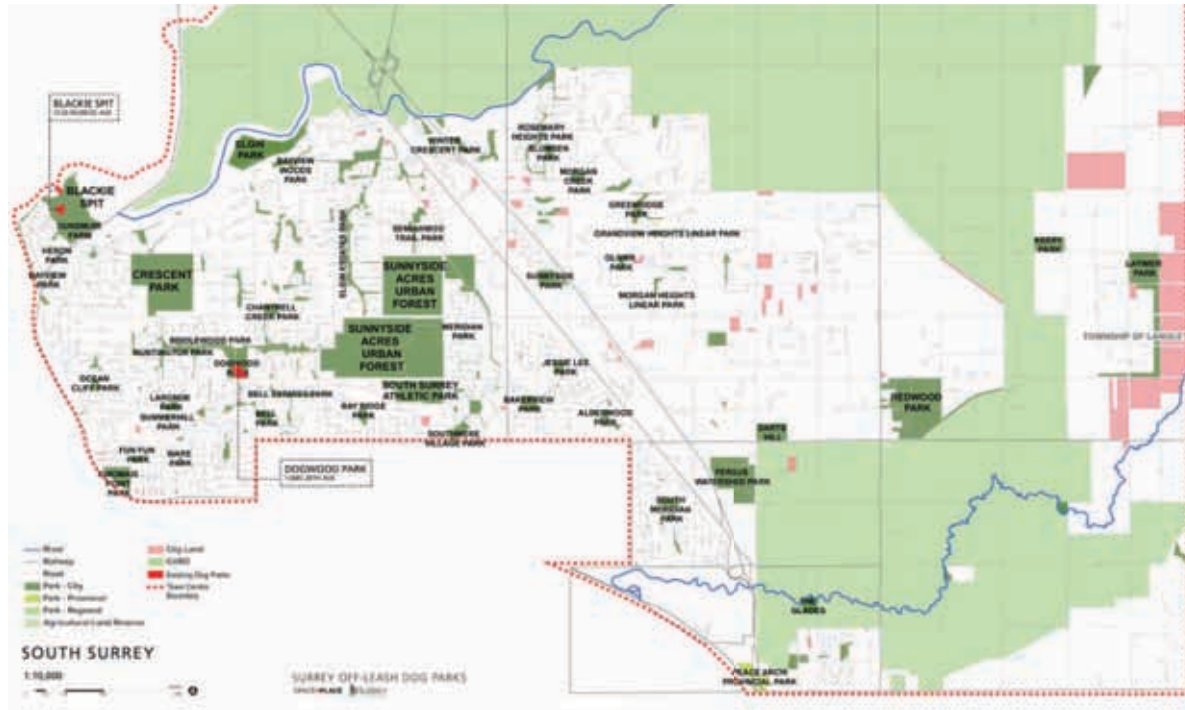
- Fleetwood Park - 19
- Bonnie Schrenk Park - 6
- Greenbelt South Of William Watson Park - 2
- Francis Park - 2
- Meagan Anne Macdougall Park - 1
- William Watson Park - 1
- Utility Row Directly West Of Bothwell Park - 1
- Hemlock Park - 1



UNSUITABLE SITES

- Fleetwood Park - 1

SOUTH SURREY



SUITABLE SITES

- Sunnyside Acres - 50 Votes
- Redwood Park - 42
- Crescent Park - 41
- Bakerview Park - 31
- Elgin Park - 23
- Sunnyside Park - 17
- Kwomais Point Park - 13
- Fergus Watershed Park - 12
- Southmere Village Park - 12
- Blackie Spit Area - 12
- Greenbelt North Of Elgin Estates Park - 10
- Bridlewood Park - 10
- Directly North Of Dogwood Park - 9
- Bell Park - 7
- Alderwood Park - 5
- Latimer Park - 5
- South Surrey Athletic Park - 5
- Winter Crescent Park - 4
- Morgan Heights Linear Park - 4
- Semiahoo Trail - 3
- Blumsen Park - 3
- Chantrell Park (Linear Portion) - 3
- Greenbelt North Of Crescent Park - 3

UNSUITABLE SITES

- Sunnyside Acres - 29
- Darts Hill - 6
- The Glades - 5
- Elgin Park - 2
- Blackie Spit Area - 2
- Kwomais Point Park - 1
- Fun Fun Park - 1
- Crescent Park - 1
- Ocean Cliff Park - 1
- Bay Ridge Park - 1

- Jessie Lee Park - 2
- The Glades - 2
- Greenbelt On 2 + 171 - 2
- Greenbelt On 2 + 174 - 2
- Laronde Park - 2
- Greenridge Park - 1
- Huntington Park - 1
- Greenbelt Directly East Of Redwood Park - 2
- Small Parcel On 23 + 166 - 2
- Keery Park - 2
- Small Parcel On 26 + 168
- Small Parcel On 28 + 168
- South Meridian Park - 1
- Greenbelt East Of Winter Crescent Park - 1 Small Parcel On 17 + 128 - 1
- Greenbelt West Of Sunnyside Acres - 1
- Elgin Estates Park - 1
- Morgan Creek Park - 1
- Oliver Park - 1
- Small Parcel On 22 + 160 - 1
- Fun Fun Park - 1
- South Meridian Park - 1

- Morgan Creek Park - 1
- Morgan Heights Linear Park - 1
- South Meridian Park - 1
- South Surrey Athletic Park - 1
- Small Parcel On 27A + 160 - 1
- Sunnyside Park - 1

5.0 SUMMARY OF PREFERRED LOCATIONS

The following information summarizes key sites identified as desired sites for future off leash dog areas. The results are based on two sources: the open house surveys (including questionnaires that were mailed in), and the mapping exercises completed at the open house events.

The lists represent the top cited parks within each of the individual town centre survey responses. Participants were asked to vote for as many sites as desired, but were only allowed to cast one vote per site. Numbers indicate number of times mentioned either in the survey (S) or via the mapping exercise (M)*.

*note that the number of votes in the mapping exercise exceeds the number of open house participants, so voting results are skewed.

S: Survey Votes Received

M: Mapping Votes Received*

NEWTON

4 people attended open house

- Surrey Lake (S:0 / M:13)
- Colebrook Park (S:0 / M:7)
- Senator Reed Park (S:2 / M:2)
- Aspen Park (S:2 / M:2)
- Unwin Park (S:1 / M:0)
- Bear Creek Park (S:0 / M:2)
- Sullivan Park (S:0 / M:2)

GUILDFORD

15 people attended open house

- Fraser Heights (S:4 / M:4)
- Green Timbers (S:4 / M:3)
- Port Mann (S:1 / M:7)
- Invergarry (S:0 / M:6)
- Surrey Bend (S:3 / M:7)

WHALLEY / TOWN CENTRE

11 people attended open house

- Green Timbers Park (S:7 / M:31)
- Bear Creek Park (S:3 / M:10)
- Surrey Lake (S:3 / M:0)
- Hawthorne Park (S:2 / M:13)

CLOVERDALE

4 people attended open house

- Hydro right-of-way (S:3 / M:7)
- Hixnoll park (away from nesting birds) (S:2 / M:6)
- Cloverdale Athletic Park (S:2 / M:4)

SOUTH SURREY

50 people attended open house

- Bakerview Park (S:13 / M:31)
- Redwood Park (S:11 / M:42)
- Sunnyside Acres* (S:11 / M:+50 -29) *votes were also received opposing this site
- Crescent Park (S:10 / M:+41 -1)
- Elgin Park (S:0 / M:23)
- Sunnyside Park (S:0 / M:+17 -1)
- Southmere Village Park (S:0 / M:12)

FLEETWOOD

17 people attended open house

- Fleetwood Park (S:9 / M:19)
- Bonnie Schrenk (S:0 / M:6)
- Green Timbers (S:4 / M:0)

APPENDIX 6.0

OPEN HOUSE SERIES 2

1.0 OVERVIEW

2.0 RESPONSE + RECOMMENDATIONS

3.0 DETAILED RESPONSES

**4.0 POSTER BOARDS PRESENTED AT
OPEN HOUSES**

1.0 OVERVIEW

A second series of public open houses were held in three different parts of Surrey during September 2011: South Surrey on September 13th, Newton on September 15th, and Fleetwood on September 20th. There were a total of 83 attendees over the three open houses, and 74% of attendees were dog owners.

Participants were presented with information about the off leash dog park planning process and shown a map of the 12 shortlisted dog park sites. Draft design guidelines and draft location/provision guidelines were also presented for public input.

Attendees were able to review design concepts for the 12 shortlisted dog park sites. Evaluation forms were provided to solicit feedback on each design concept, as well as on the draft design and location/provision guidelines. Of the 12 sites listed on the evaluation form, most attendees only rated a subset of those parks. Thus, responses are reported as the percentage of respondents who answered the question.

Sixty-five evaluation forms were received at the open houses, and an additional 18 forms were received after the event by email (total of 83).

2.0 RESPONSE + RECOMMENDATIONS

The majority of respondents supported all off leash area design concepts. The six parks that had the greatest degree of support (greater than 70% supported or strongly supported) were:

- Bear Creek Park, Whalley (76% support*, 10% opposed, remaining percentage “neutral”)
- Port Mann Park, Guildford (78% support, 2% opposed)
- Colebrook Park, Newton (76% support, 4% opposed)
- Bonnie Schrenk Park, Fleetwood (69% support, none opposed)
- Cloverdale Hydro right-of-way, Cloverdale (68% support, 2% opposed)
- Pioneer Greenway, South Surrey (76% support, 4% opposed)

These parks happen to be evenly distributed across all town centres. Of these, the concept at Bear Creek Park had the greatest amount of opposition. Few respondents articulated their concerns for this site, although one thought the forest should be left for its wildlife value, and others thought a small dog area should be added.

Additional parks that received a good level of support included:

- Panorama Park, Newton (64% support). This park received no opposition, but a large percentage of neutral responses (36%).
- Bakerview Park, South Surrey (64% support). This park received a good amount of support, but also received a high amount of opposition (20% of respondents). Opponents were mainly concerned that the park as a whole is too small to accommodate an off leash area, and that the addition of an off leash area would reduce the available open space at the park. Some suggested that this site might only be suitable for accommodating a small dog area.

*Support includes “support” and “strongly support”

Based on the public feedback received, we recommend the following parks and considerations for off leash area development:

- **BEAR CREEK PARK**, Whalley (Community Park). Protection for the site’s wildlife value should be incorporated, and a small dog area could be added.
- **PORT MANN PARK**, Guildford (Destination Park). There were a few concerns with access to this site. A small dog area could be incorporated into the design.
- **COLEBROOK PARK**, Newton (Destination Park). Vehicle access improvements should increase use of this site.
- **BONNIE SCHRENK PARK**, Fleetwood (Community Park). The addition of a small dog area could be considered here.
- **CLOVERDALE HYDRO R.O.W.**, Cloverdale (Neighbourhood Park). There were some concerns about potential vandalism of site amenities here, and parking may be desirable. An agility area could be considered for this site, as one respondent suggested an agility area was needed in one of the more southern Surrey off leash areas (to complement the one proposed at Port Mann Park).
- **PIONEER GREENWAY**, South Surrey (Community Park) Off-site park space should also be developed for the use of non dog owners.

Other park sites to consider:

- **FRASER VIEW PARK**, Guildford (Neighbourhood Park). There were many strong positive comments in support for an off leash area in this location, and no articulated concerns. As a neighbourhood park this site would serve the local residents differently than Port Mann park.
- **PANORAMA PARK**, Newton (Neighbourhood Park). This site would be more accessible by pedestrians than the Colebrook Park site.
- **BAKERVIEW PARK**, South Surrey (Neighbourhood Park). This site could be considered for further development, but the concerns of local residents would need to be addressed in further public engagement.

3.0 DETAILED RESPONSES

WHALLEY / CITY CENTRE

FORSYTH PARK received 42 responses, 57% in support, 40% neutral, and 2% in disagreement. One email comment was received for Forsyth Park:

- I live directly across the street ... I love the idea that it can be a place for people to bring their dogs safely.

BEAR CREEK PARK received 49 responses, 76% of which were in support, 10% opposed, and 14% neutral. Comments:

- Need more trails connecting throughout
- Need bathroom for people, water for dogs, seating, more walking pathways
- Should add small dog area
- For 22 years I've lived close by the Bear Creek Park and NOW after I've sold my home - there might be a dog park!!!
- Nothing really, I think what is left of wild animal space here should not become full of dogs
- Strongly suggest the need for a small dog area
- Needs small dog area

QUEEN ELIZABETH MEADOWS received 44 responses, 59% in support, 9% opposed, and 32% of neutral opinion. Comments:

- Good design
- Need bathroom for people
- Great design
- Nothing. It is NOT a park. It is a meadow NOT to be developed or improved

GUILDFORD

PORT MANN PARK received 50 responses, 78% in favour, 2% opposed, and 20% neutral. Comments:

- Great ideas but not within walking distance of any homes & not on river (River access)
- Would really like to see a small dog area here as well
- Good use of rehab dump area
- I like the idea of agility but I worry about safety of location
- Great idea to include agility training area in the park
- It needs road access (or parking by pedestrian access) for residence NW of hwy 1

FRASER VIEW PARK received 45 responses, 58% in favour, 4% opposed, and 38% neutral. Comments:

- Make it the whole park & you've got the best park in Fraser Heights. [Add] high fence, [because] cars go fast
- Idea: going down 112th (east) there are trees [and] slope is not steep - could a trail be made in this area. Park is excellent - chain link fence already at back of park. Many people walk their dogs past the park. Never see people using park - always empty
- Good location - would like to add small dog area
- Perfect neighbourhood park to transform because hardly anyone goes there besides dog owners anyways - it would be nice to make it a done, legal deal so it can be well used, unafraid of trouble!!
- Lots of dog owners in area - few take chance & let dogs off leash but family in house across street so LEGALISTIC - follow "no dogs off leash" instead of walking past the park - people could stop and "legally" let dogs off leash. ... Love your proposal - will take this to Fraser Heights Community Assoc for discussion

*Support includes "strongly support" and "support." Disagree includes "strongly disagree" and "disagree."

NEWTON

COLEBROOK PARK received 50 responses, 76% in favour, 4% opposed, and 20% of neutral opinion. Comments:

- Parking / access on or off King George a concern
- I like the location but I don't like the open area - very cold in rainy days
- Need small dog walk & sep[arated] area
- Too close to a busy highway
- We want and agree to have both parks in Newton

PANORAMA PARK received 44 responses, 64% in favour, and 36% of neutral opinion. There were no respondents opposed to this concept.

- Add parking (2 comments)
- Add a small dog area
- We have no objections with the Panorama Park location as long as access to the elementary school is not cut off

FLEETWOOD

BONNIE SCHRENK PARK received 45 responses, 69% in support and 31% neutral; there were no respondents opposed to this concept. Comments:

- Add washrooms/port-a-potty, diverse pathway for walking, seating, benches
- Great location to add small dog area
- Parking availability? In leisure centre?

CLOVERDALE

CLOVERDALE ATHLETIC PARK received 46 responses, with 57% in support, 13% opposed, and 30% of neutral opinion. The following comments were reported:

- Dog area is too close to mountain bike/skateboard area. Lure-baiting breeds will chase skateboarders/bikers. Small dog area should be removed, larger breeds allowed.
- A dog park in the athletic park is good, but not in the place

of the BMX track ... We would prefer the dog park in the open field next to the BMX track, not in the place of the bike track. Our children and other small kids still use the dirt BMX track while older kids use the newer BMX park.

- Too small, jammed into space, but better than nothing

CLOVERDALE HYDRO RIGHT-OF-WAY received 47 responses, 68% in favour, 2% opposed, and 30% of neutral opinion. Comments included:

- This park is within walking distance of home. I do NOT want to drive to a dog park.
- No parking in plan, this area could contain agility and water features
- I don't like the hydro lines - more pathway?
- The amenities area ... needs the support of a local community group to ensure proper use, decreased vandalism, and maintenance.
- Site lighting would be paramount to maintaining condition of amenities.

SOUTH SURREY

BAKERSVIEW PARK had the highest number of responses (64 responses) with 64% in support, 20% opposed, and 16% of neutral opinion. The following comments were reported:

- Too small, will not be used
- 1.1 acre is too small
- This park will be hugely appreciated by many of the elderly in the area!
- Only for small dogs, I wouldn't use it I have large dogs
- Small dogs
- Bakersview Park is too small for the growing community to take away a piece of the park for dog use only. Condos are being built in the area ... and therefore more parks are needed. This park is very busy with sports, day camps, community centre, playground and walking and sitting of seniors, simply put the park is too small already for the

residents in this area.

- Re: Bakersview Park: 1) on those rare occasions when bylaw officers show up, GIVE FINES, right now, violators shrug and return the next day. 2) lets have better signage. Many people seem to ignore or miss the signs at the entrances. When I moved to Stratford Gardens, just south of the park, 6 years ago, I wanted to jog in Bakersview. After being chased by loose dogs 3 times in 2 months I gave it up. I've counted as many as 17 unleashed dogs at one time. FIX IT!
- Proposed location (Bakersview) is within a 10 mins walking distance. I frequent this location almost daily.
- I feel that Bakerview and Pioneer Greenway are really more suitable for small dogs and might be promoted as such.
- I understand that there are plans to create an area for our canine friends to run leash free. Our dog friends deserve this privilege. It is to be hoped owners will conscientiously pick up after them. A few people have made a habit of driving to the park after dark and letting their dogs run unsupervised and dump on my garden. It is quite depressing that just a few can cause such unhappiness.
- ...I believe Bakerview park is too heavily frequented by other users and is too small of an area to give my mid size dog any sort of exercise.
- Carving off an area of a small park specifically for off-leash dog use denys use of this area of the park to everyone else. No one will want to use this area other than the dogs. We pay taxes, and the dog owners pay taxes, but the dogs don't ... We live right next to the park, and want our visiting grandchildren to be able to use the park without fear of stepping in doggy doo ... The off-leash area will become a feces littered area, with the accompanying smell ... We can expect fights between dogs, and big dogs mauling small dogs, and lots of yaping and barking, which will render the park thoroughly unpleasant for the rest of the [park users] ... There are other off-leash areas in South Surrey, and we would not dream of going for a walk in these parks. An off-leash area for dogs is totally incompatible with Bakerview Park.
- Concerns: lack of bylaw enforcement currently, concerns with children and large dogs in the park, there is not enough space in the park for an off leash area, concerns

with irresponsible dog owners, the park would become a "dog pound" and be a noisy nuisance.

- The high number of retirees / elderly seniors ... immediately adjacent to Bakerview Park makes this park a natural and obvious choice for, at minimum, a small dog park. So many of the above have only their small pets for company ... so many no longer drive or have a means of going the distance to the existing off leash park ... this fills a need not only to give their pets exercise but also provides social contacts between the humans and between the dogs ... [respondent strongly stressed importance of adding a crosswalk on 154th street to allow pedestrians to safely access Bakerview Park]
- Dog owners still have the opportunity to walk their dogs in the many other parks ... coralling all the dogs in one area [Bakerview Park] will create a noise problem for its immediate neighbours, we already have noise from the park (baseball, soccer and dogs) ... At almost any hour of [the day] dogs run unleashed in Bakerview park, I have never seen a bylaw officer at the park ... As regards to the area proposed ... it is a treed area totally unsuitable for throwing balls ... and it also comprises of about 50% of the shaded area of the park, where mothers sit with young children on hot summer days ... Then there is the cost of these projects ... Who is going to clean up all doggy doo doo ... Concentrating dogs in one small area will create an unhealthy environment. Forget the project.

PIONEER GREENWAY received 50 responses, 76% of whom supported the concept, 4% opposed, and 20% of neutral opinion. Comments:

- The proposed site (Pioneer Greenway) is the only green space for this area. I am concerned this proposal will be a barrier to the pathway recently installed. Also the site of the proposed parking lot has been baracaded because of drug dealing at this site! Please consider other uses for this site for the young families in this area.
- I feel that Bakerview and Pioneer Greenway are really more suitable for small dogs and might be promoted as such.
- Pioneer park is too close to a busy highway

GENERAL COMMENTS BY TOPIC

SITE DESIGN AND AMENITIES

- I like “Site Features”
- I notice the only park to have an agility area is Port Mann. I would like to see an agility area in South Surrey area.
- More benches would be appreciated
- Big and little dogs need to be separate.
- Small dog and large dog walking area divided
- Parks should have: Bulletin boards, 2 heights water fountain (people/dogs), poop bag dispensers, garbage cans, washroom, parking lot if possible, not on the street
- More agility training areas - even just having logs to climb on, water features. Nice to have benches.
- Strongly support the agility area proposal, would like to see it in more areas. Thank you.
- Washroom facilities are a MUST for all parks
- Where the proposed off leash parks are adjacent to high traffic areas the fencing should be 6 feet high.
- The cost of maintaining 12 park off-leash will be pretty high and some features may need to be re-assessed
- Fence is a concern. Chain link doubtful in appearance. Fence should blend into rest of park. Otherwise am unlikely to support. Other 2 types of fence mentioned on draft guidelines are better
- The things I look for ... are nice, tree lined paths with shade for hot summer months. Garbage cans, available water and parking are considerations ... I don't see the availability of water for dogs to swim or paddle in. Through the summer months this is something we search out for our dogs ... While a fenced open area to run is a requirement for a small number of running dogs, the greater majority are dogs looking for an interesting walking area, a place to dip their toes and lots of good sniffs!
- We would like to see a sprinkling system for the grass area [e.g. to come on in the middle of the night, to wash residual urine and poop] ... A better drainage system should be

devised ... It would be nice to have [benches] back a little from the path and a concrete pad put underneath ... We have heard comments that people would be interested in [memorial benches].

PARK SIZE, DISTRIBUTION, AND SMALL DOG AREAS

- I hope that the increased number of dogs in the high density housing areas does not supercede the allocation of a dog park in areas of detached single family homes with larger lots. Does the number of dogs per household increase when people live in high density housing?
- Very in favour of small dog off leash parks as we currently drive to the only 188th location which adds to pollution but we truly enjoy this small dog park + the safety for our small dogs to play!!
- Regarding a designated small dog area, it should be understood that larger dogs, if present in said area MUST leave, for the safety of small dog/owner
- Would like to see more small dog areas included in the selected locations
- Generally speaking we have 2 dogs and the ability to have a large enough area to walk a loop and have an area where dogs can run, fetch and potentially cool off on a hot summer's day are all items that work for a great off leash park.
- I support dog parks in all areas - but note that as there are 6 areas, hopefully we will have at least one in each area, with others to be constructed later - some areas have a lot more votes due to population.
- We would like to see at least one off-leash small doggy park in each area of Surrey ... Most importantly - the small dog off-leash parks should be totally closed in.

PARK CLASSIFICATIONS

- I like the idea of a “Neighbourhood” park with no designated parking versus the “Destination” park with provided parking.

SUGGESTIONS FOR OTHER DOG PARK LOCATIONS

- We also enjoy park at 208 & 36 St (FROLF Park) that is an old gravel pit. Great for wet days, since there is little or no

mud and in summer great for a cooling dip when you are a husky. Maybe one of those types of sites could be “leased” from a gravel supplier. in many cases they are already fenced, large in size too!

- Low cost for Surrey to open its outdoor pools after labour day and before the pools are drained for dogs. Low cost high citizen satisfaction.
- Please reconsider Sullivan Park. Many new developments in the area - many dog owners. Present use is by dogs/owners almost exclusively. NEED dog park in this area. Large park and under-utilized at present.
- Residents in the south eastern part of Surrey pay taxes as well. We deserve a proper and fair allocation of facilities such as dog parks.
- If Surrey had a K-9 recreation centre which required a membership I would support such a facility.
- We need a dog park in Sullivan Station area
- My suggestion ... would be to look at parks that are already being used as ‘de-facto’ dog parks and to see how they might be incorporated (at likely less cost) into ‘official’ off leash areas. I encourage you to consider: Elgin Heritage park (Crescent Road) ... Stokes Pit (192nd and 28th) ... Crescent Park (Crescent Road and 128th) ...Mud Bay park (just up the road from the proposed Colebrook park).

PARK MANAGEMENT

- Some kind of volunteer organization to oversee safety, security etc.
- As long as dog feces are regularly collected. Is dog urine controlled in any way? (neutralized, diluted?)

ENFORCEMENT AND PARK RULES

- I hope that when these dog parks are in operation, there will be strict enforcement of the ‘leash your dog’ regulation in all other parks.
- There should be a notice about dogs coming into the park that are in “heat”
- I hope that there would be signs saying enforcement of the off leash area is mandatory (even if its not)!!!!



- Some enforcement should be done at the beginning and periodical afterwards other wise it could be a waste of time and money
- I would prefer not to have bikes in dog parks, many herding breeds can not resist the urge to chase. The bikes are often fast and unexpected giving owner no opportunity to get dog under control, it's a dangerous situation.
- Current enforcement is pretty good could be escalated a bit and also the dog community can work better together to get penalties increased ... fines / jail terms.
- Mothers with children need to be educated as to the use of dog parks - they are not children's play grounds.

EXISTING DOG PARKS

- Design guidelines should also be used on current off-leash parks to bring those existing parks up to standards. Existing parks such as Clayton & Serpentine need to be opened up to utilize ALL space available. Right now the parks have a lot of treed / unusable space. Put in some PATHS through the trees!!
- We live in a building with over 300 units and many of those have 1 or more dogs, unfortunately the closest dog park is not within walking distance and isn't completely fenced in
- Maintain the parks we have!! Where are the lockable gates at Freedom Park (promised by the parks dept 3 years ago!!) what happened to numerous peoples desire to see part of the Green Timbers be a leash-optional park?
- Dogwood park is an excellent dog park - use it as a standard to build new parks
- Dogwood park should be the standard you build to
- I would like to see all existing off leash parks fully fenced. It would be nice to have lighting so the park could be used more in the evening in the winter months
- Dogwood park needs a drainage solution where it backs onto Elgin - 6 months of the year it is not usable
- While we love Dogwood Park ... [the water feature] could

be improved ... as the water there dries up to a puddle in the summer.

- The Clayton small dog park ... is far too small for the number of people that use it.
- At present in the Clayton Park there are many small dogs getting through the gate at the back leading into the large dog area. We understand that this gate will be closed off completely when the road goes through, but in the meantime, something needs to be done...

COMMERCIAL DOG WALKERS

- I think dog walkers should pay a fee
- Dog walkers should be paying user fee. Many dog walkers come to Dogwood bringing 10, 15 or more dogs, often poop gets left because 1 person can't watch 15 dogs. Some dogs are not under voice control and may jeopardize the safety of all who use the park.

GENERAL SUPPORT AND OTHER COMMENTS

- The plan is very well thought out and presented. Our extended family in Surrey has 5 dogs in total and we all support Surrey's off leash initiatives. Good luck and thanks for taking care of the dogs.
- Great Work Thank You Thanks for addressing this issue - Very much appreciated by all!
- Newton and City Centre are areas that appear to be in greater need of dog parks.
- The City of Surrey is long over due for an increase in off-leash dog areas ... The design of the spaces seems reasonable ... This is a great project idea. Keep up the good work!
- I like the idea of off leash dog areas because I find it very restrictive for my dog to run & there are not that many large off leash areas thank you
- Fantastic to have this to look forward to in the future
- The more space the better! This forum has been great

- Thank you for the open house. I like the opportunity to talk to people that attend and ask questions
- thanks for the opportunity to express ourselves!
- I am very impressed with all the current designs. I hope they are approved essentially as presented this date
- great job
- Thanks to the city for making our neighbourhoods more pet-friendly and accessible.
- Look forward to seeing the plans and having more off leash areas for our dogs to burn off their energy. We know that well exercised dogs are less disruptive in the long run and have an area to allow them to get their exercise is imperative to being good neighbours.
- I've been impressed with how the current dog parks in Surrey have been maintained and am happy that the City has all these new proposals. Thank you!
- Thank you for the well-designed concept plans and for the opportunity to speak with designers.
- The City of Surrey is on the cutting-edge of this development, compared to the municipalities around us ... I see this as a great investment in keeping dogs contained in specific areas rather than running uncontrolled in our other parks. As a dog owner it is a wonderful opportunity to socialize our dogs in a safe environment.

4.0 POSTER BOARDS PRESENTED AT OPEN HOUSES

OFF-LEASH DOG PARKS IN SURREY

The City of Surrey, with a population of nearly 500,000 residents, recognizes that dog owners require safe and secure areas where they can take their dogs for exercise and socialization.

The City also realizes that all park and trail users have the right to feel safe while enjoying their respective activities.

As such, the City is currently working together with **space2place design** to update the Dog Off-Leash Master Plan, which will guide strategic decision making regarding the expansion of dog parks in Surrey over the next 10 years, from 2011 - 2020.

PLANNING FOR THE FUTURE

City of Surrey Dog Off-Leash Master Plan is engaging a parallel planning and consultation process to identify a city-wide strategy for addressing issues with dog off-leash spaces.

Precedents and Best Management Practices have been researched and reviewed for their potential to improve our off-leash facilities.

Operational Strategies will identify the best choices for surface materials, dog waste management, and amenities to promote safety.

The updated Master Plan will incorporate Surrey's Sustainability Charter with reference to accessible facilities, safety for dog and non-dog owners, and promoting active living and social engagement.

Out of all potential sites for new dog parks across Surrey, twelve short-listed sites have been identified. These are distributed across Surrey's six town centres. Based on the feedback received through the current round of open houses, a minimum of six sites will be advanced for Council approval.

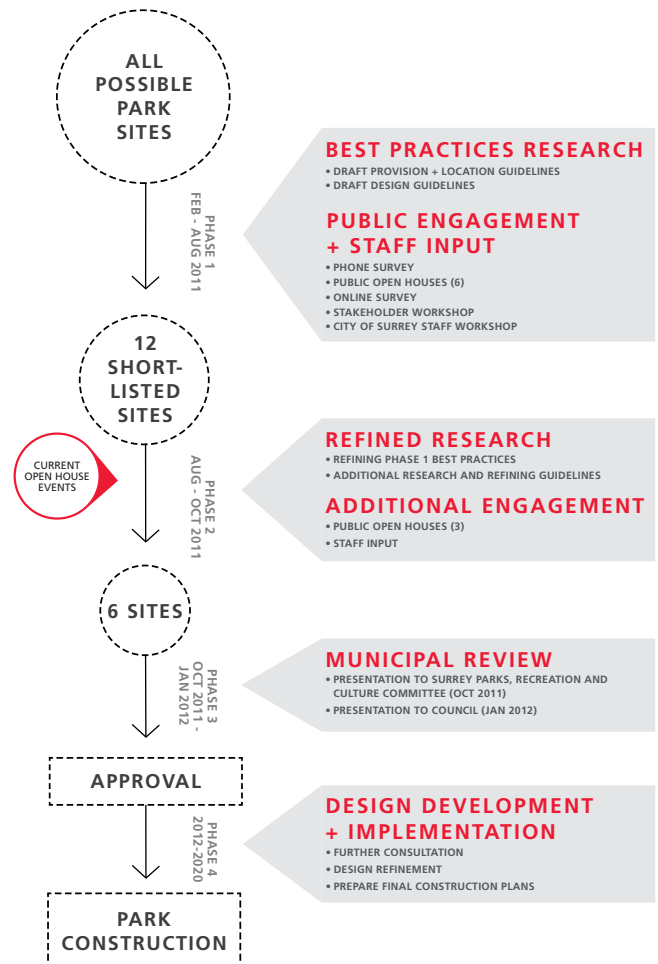
PUBLIC ENGAGEMENT

Public engagement to date has included six open house events, a phone survey, an online survey, and a stakeholder workshop (May - June 2011). Based on the input received 12 short-listed dog park sites were identified. These sites have undergone conceptual design to identify the possible layout of site features and trails. The design concepts will be used to guide further design refinement for each of the sites approved for future development.

During the month of September 2011, three Open House events are being held across Surrey to gather input from residents on these proposed future off leash dog parks and guidelines.

The information gathered from these events will help guide the development of a final Off Leash Dog Park Master Plan, to be completed in late 2011.

MASTER PLAN PROCESS



PUBLIC OPEN HOUSE
SURREY OFF LEASH DOG PARKS
SPACE+PLACE SURREY

PUBLIC OPEN HOUSE
SURREY OFF LEASH DOG PARKS
SPACE+PLACE SURREY



DRAFT PROVISION + LOCATION GUIDELINES

DISTRIBUTION

Distribute facilities across Surrey's six town centres

The long-term goal is that off-leash dog parks will be accessible to the majority of the population via safe walking routes.

LOCATION

The site selection process was informed by the following:

- **Public consultation**
- Local community **involvement** and/or support
- **Demographics** (i.e. population density and dog licensing statistics)
- **Soil** conditions (avoid poorly drained or potentially toxic)
- Compatibility with existing **adjacent land uses** / park uses
- Anticipated **expense** of park development (lower cost of development is preferable)

Off-leash dog parks will be located so as to:

- **Minimize potential impact to environmentally sensitive areas** including wetlands, riparian areas and old field habitat will be avoided
- **Minimize potential impacts to water resources.** Best management practices will be implemented to minimize the risk of surface water and groundwater contamination.

Off-leash dog parks will be designed to:

- Connect with existing **pedestrian routes**
- Be accessible by vehicles to provide access for regular **maintenance**
- Incorporate **Crime Prevention Through Environmental Design (CPTED)** principles to promote safety and positive site activity

The following adjacent site uses may be compatible with off-leash dog parks provided adequate measures are implemented to minimize potential conflict:

- Sites commonly occupied by **children** - fully enclosed dog park with min. 4' fence and double-entry gates to minimize conflict among park users. Entry and exit locations and pathways positioned away from children's areas. Solid fencing / screening may also be recommended.
- Sites commonly occupied by people engaged in **sports** and active recreational - fully enclosed with min. 4' fence and double-entry gates. Fence height may vary according to adjacent sport activity.
- Busy vehicle **traffic** areas - fully enclosed with min. 4' fence and double-entry gates
- **Residential** areas - incorporate a minimum setback distance and a buffer to mitigate noise where feasible. Visual screening may also be recommended.

VISIBILITY

Clear **sightlines** into the park from adjacent sites will be provided where feasible, except where visual screening is desired.

Site **lighting** at dawn and dusk may be appropriate at some sites to extend park use and promote security.

SIZE

The intent is to provide spaces of **adequate size** to avoid site degradation caused by overuse.

The recommended minimum size for off-leash dog parks is **2 or more acres** (~ 1 ha), though sites between 1 to 2 acres will be considered.

Off-leash dog parks will be classified into three different dog park types based on site size, amenities, and service radius; off-street parking will be provided where feasible:

- **Neighbourhood dog park:** to serve the neighbourhood; small size; do not require off-street parking if well-connected to walking routes.
- **Community dog park:** to serve town centre community; small-moderate size; requires on- or off-street parking
- **Destination dog park:** to serve the City of Surrey; larger in size, require off-street parking

DRAFT DESIGN GUIDELINES

PARK AMENITIES

The number and type of amenities should be weighed against:

- Classification of dog park (i.e. 'neighbourhood', 'community' or 'destination')
- Costs (capital and maintenance)
- Existing utility connections

HIGHER PRIORITY AMENITIES

Variety of amenities to provide visual interest and engage dogs and their owners in social and recreational opportunities.

- **Drinking water** stations for dogs
- **Seating** (movable chairs or fixed benches)
- **Waste bins**
- **Shaded areas**
- **Looped walking trails**
- **Open areas** for running and play activities
- **Signage** and community notice boards

OPTIONAL AMENITIES

- Separated areas
- Site lighting
- Washroom facilities
- Cleaning stations
- Agility training features
- Water features with opportunities for swimming and water play
- Facilities to compost dog waste

PARK ENTRIES

- Universally accessible
- Multiple entry points
- Durable surface materials

SIGNAGE + PARK ETIQUETTE

Site signage used to identify designated off-leash areas, park etiquette, etc.

Community notice boards for public use

Signage to promote communication and **education** among dog owners, and the broader community

Ideally, an off leash dog park **etiquette statement** would be developed by the City of Surrey, and publicly posted in all off leash dog park sites.

ENVIRONMENTAL DESIGN

Maintain clear **sight-lines** to promote site safety.

Drainage managed to minimize the risk of contamination to surface water and groundwater

Varied terrain and **topography** (i.e. mounds, stumps and boulders)

Retain and **protect existing trees** where appropriate

Vegetated areas for **shade**, screening and seasonal interest

Buffers (mounds, vegetation) to mitigate noise from barking dogs

GATES + FENCING

Double-gated entries (self-closing, lockable and wheelchair accessible)

Perimeter fencing: **4'** (1.2 m) in height

Economical fencing options include:

- Chain link (preferably with black vinyl coating)
- Rail fence, with wire mesh across openings
- Wooden post and top rails, with page wire mesh

Low walls can be used to define or separate use areas

Moveable fencing can be helpful for temporary closures

SURFACE MATERIALS

Surface material selection criteria: intensity of use, site drainage, cost, and aesthetics.

High-traffic areas: Concrete or asphalt at entrances and around drinking fountains / wash stations. Transition to well-draining, durable materials, such as decomposed granite (crusher dust). Conduct pilot project with artificial turf in a transition area to test durability and other operational priorities.

Lower intensity areas: grass turf, where drainage and soil conditions are appropriate. May require irrigation and periodic closures to improve resiliency.

SITE FEATURES*

* the off leash dog park plans shown at this open house are design concepts only, and are intended to indicate the proposed intent for the approximate size, amenities, and layout of each site. Final site designs will be developed for each site approved for future development.

FENCING

Off leash dog parks will be enclosed by perimeter fencing with a **minimum height of 4 feet / 1.2 meters**. Fencing options that will be considered include chain link and wire mesh with wood posts and rails.




ENTRY

Double-gated entries, with self-closing, lockable gates. Universally-accessible.



SOCIAL / AMENITY SPACE

Focal areas of the site where amenities are concentrated, including **seating and signage**. Where feasible, more playful amenities such as water features and overhead structures for shade and rain protection may be provided. **Surface materials** in these areas of concentrated activity would be designed to support year-round use.




VEGETATED BUFFER

Areas where the growth of plants and trees will be encouraged, in order to provide seasonal interest and a **visual buffer** to adjacent areas. These areas will be **protected by fencing** until plants are established and protection is no longer required.



SMALL DOG AREA

Enclosed areas for priority use by small dogs. When unoccupied by small dogs, these areas might be used to help socialize dogs of any size and regulate dog behaviour.



OPEN FIELD

Broad open spaces for running and chasing. These areas would take advantage of **existing clearings** and relatively level ground.



BERM

Areas where the ground plane is shaped into small hills and mounds, to create **varied topography** for enhanced play opportunities. Berms may also provide a visual and sound **buffer** between the park and adjacent areas.



AGILITY TRAINING AREA

Areas designed to provide a range of physical activities that challenge a dog's coordination, strength, accuracy and speed. These informal training areas might include obstacles such as bridges, tunnels, and bars.



VEHICLE ACCESS

BC Hydro vehicle access will be provided in the park as required. These paths will be integrated with pedestrian routes where appropriate.



PEDESTRIAN PATHS

Walking trails will be looped to create **continuous circuits**. Gravel surfacing is recommended for these paths, in order to provide a durable, well-draining surface material that supports year-round use.



